

GARRISON DIVERSION CONSERVANCY DISTRICT**EXECUTIVE COMMITTEE**

**Garrison Diversion Conservancy District
Carrington, North Dakota**

June 9, 2022

A meeting of the Garrison Diversion Conservancy District Executive Committee was held on June 9, 2022, at the Garrison Diversion Conservancy District, Carrington, North Dakota. The meeting was called to order by Chairman Walter at 11:00 a.m.

MEMBERS PRESENT

Chairman Alan Walter
Vice Chairman Jay Anderson
Second Vice Chairman Roger Fenstad
Director Dave Anderson
Director Greg Bischoff
Director Mark Cook (by video conference)
Director Geneva Kaiser
Director Bruce Klein
Director Bill Ongstad
Director Ken Vein (by video conference)
Secretary Duane DeKrey

OTHERS PRESENT

Garrison Diversion staff members and others were present. A copy of the registration sheet is attached to these minutes as Annex I.

The meeting was recorded to assist with compilation of the minutes.

READING OF THE MINUTES

Motion by Second Vice Chairman Fenstad to dispense with a reading of the March 10, 2022, Executive Committee minutes and approve them as distributed. Second by Director D. Anderson. Upon voice vote, motion carried.

FINANCIAL REPORT

Audit Report - - Cindy Hewitt, Accounting Specialist, Garrison Diversion, referred to and provided a full review of Garrison Diversion's 2021 Audit Report completed by EideBailly.

Motion by Vice Chairman J. Anderson to recommend acceptance of the 2021 Garrison Diversion Audit Report to the full board. Second by Director Ongstad. Upon roll call vote,

the following directors voted aye: D. Anderson, J. Anderson, Bischoff, Cook, Fenstad, Kaiser, Klein, Ongstad, Vein and Walter. Those voting nay: none. Motion carried.

Financial Statements - - Merri Mooridian, Administrative Officer, Garrison Diversion, referred to and reviewed the financial statements for the period of January 1 to May 31, 2022. Copies of the financial statements are attached to these minutes as Annex II.

Revenues through May 31 are broken out as follows: General Fund \$4,005,738; MR&I \$6,905,536; Operations and Maintenance \$2,116,961; Red River Valley Water Supply Project \$8,894,023 and Irrigation Fund \$303,895.

Expenditures were: General Fund \$1,307,003; MR&I \$6,895,803; Operations and Maintenance \$1,777,424; Red River Valley Water Supply Project \$8,501,250 and Irrigation Fund \$119,507.

Total income received through May for all funds is \$22,226,153 with total expenditures and transfers out of \$18,942,269.

Garrison Diversion reserve accounts total \$7,407,047.

The balance of funds held at Bank of North Dakota is \$10,384,006, First International Bank & Trust \$10,206,172, Farm Credit Services \$1,000 and \$6,039,279 at Bremer Bank.

Motion by Director Bischoff to accept the Garrison Diversion financial statements for the period of January 1 through May 31, 2022. Second by Director D. Anderson. Upon roll call vote, the following directors voted aye: D. Anderson, J. Anderson, Bischoff, Cook, Fenstad, Kaiser, Klein, Ongstad, Vein and Walter. Those voting nay: none. Motion carried.

Budget Revisions - - Ms. Hewitt referred to the Budget of Revenues and Expenditures, Rv1, and reviewed the budget revisions with the committee. These revisions will reduce the net change in fund balance by \$356,540. A copy of the budget revisions is attached to the minutes as Annex III.

Motion by Director Ongstad to approve the following budget revisions:

Revenues

Contract Revenue

O&M Fund, increase \$1,396,225

Irrigation Fund, increase \$290,000

General Fund

Public Education

Missouri River Joint Board, increase \$55,840

Irrigation Development

NDSU Oakes Irrigation Site, increase \$34,700

Maintenance & Repair

Equipment Maintenance, decrease \$10,000

Land & Bldg Maintenance, increase \$10,000

Capital Purchases

Office Equip & Furniture, increase \$176,000

Vehicle, increase \$30,000

Land & Buildings, increase \$50,000

Irrigation Fund

**Irrigation District Expense
 McClusky Canal Irrigation
 Construction, increase \$290,000**

GDU O&M

Contracted Services (Eng/Survey), increase \$1,396,225

Second by Director Kaiser. Upon roll call vote, the following directors voted aye: D. Anderson, J. Anderson, Bischoff, Cook, Fenstad, Kaiser, Klein, Ongstad, Vein and Walter. Those voting nay: none. Motion carried.

2023 Draft Budget - - Ms. Hewitt reviewed version three of Garrison Diversion's 2023 Draft Budget. Projected revenues for next year are \$55,617,050 with expenditures predicted to be \$55,024,475. An increase of \$592,575 has currently been budgeted for next year. The budget will be refined over the next few months with final approval in September 2022.

Budget Timeline - - Ms. Hewitt referred to the budget timeline, which is used in the budget preparation process.

RED RIVER VALLEY WATER SUPPLY PROJECT (RRVWSP)

Construction Update - - Kip Kovar, District Engineer, Garrison Diversion, provided a construction progress update on the awarded contracts for the RRVWSP via PowerPoint, including the Missouri River Intake Site, Transmission Pipeline Contracts 5A and 5B and Discharge Structure.

Mr. Kovar informed the board Change Order No. 2 for the RRRVWSP, Missouri River Intake, Screen and Tunnel, which relates to fixing the bottom of the wet well has not yet been settled. This would take work from Contract 1 at the intake and move it over to Contract 2. The final offer is on the table for the contractors to consider. Hopefully, this can be finalized and brought back to Garrison Diversion for approval.

Contract 5A, Transmission Pipeline East, has a completion date coming up in June. The area has received a great deal of rain, and the contractor has been pumping water from the site. Restoration needs to take place, which requires topsoil to be brought in, and the cathodic protection needs to be finalized.

Contract 5B, Transmission Pipeline East, was awarded to Garney Construction for the installation of nine miles of pipe. The plan is to complete 4½ miles each year over two years. They are planning to strip topsoil the end of this week with pipe delivery expected the end of June and installation of pipe to start after July 4.

Mr. Kovar reported that a recent bend test done on the pipe at the manufacturing site for Contract 5B failed. The defective pipe was disposed of, and Garrison Diversion is waiting for a report from the pipe company identifying the problem. There is 10,000 feet of good pipe still set for delivery the end of June.

Mr. Kovar also reported that due to the heavy rains at the discharge structure, the grass was unable to get established which led to erosion along the concrete blocks. . Garrison Diversion's operation and maintenance crew was recently able to fix the problem .

RRVWSP Work Plan Update - - Mr. Kovar reviewed the RRVWSP Work Plan Update from June 2, 2022, pointing out Contracts 5C and 5D are at 95% design. On Segment 6, the 60% plans and specifications were recently submitted. Within one to two months these should be shelf ready for 50 miles of pipe in the next biennium. A copy of the update is attached to these minutes as Annex IV.

Mr. Kovar added the cultural work for surveying is currently being completed on the Eastern North Dakota Alternate Water Supply (ENDAWS) Project. This should be wrapped up by the end of the summer with an alignment for ENDAWS. If everyone is in agreement with the alignment and the board wishes to keep moving forward, the next step would be to proceed with right-of-way on that segment.

Program Schedule - - Ms. Mooridian referred to the program schedule dated June 2, 2022, which covers the ongoing RRVWSP construction projects, and reviewed the percent of completion for each project.

RRVWSP Program Budget - - Ms. Mooridian reviewed the RRVWSP Planning Level Budget dated May 31, 2022. The total program budget is estimated at \$139 million. Total amount expended is \$58.2 million with \$80.7 million in outstanding expenditures. The percent complete is 42 percent. A copy of the table is attached to these minutes as Annex V.

2021-2023 Work Plan Funding - - Ms. Mooridian referred to the January 25, 2022, funding table listing the approved work items and cost breakdowns of the \$89.7 million RRVWSP Work Plan budget.

Updated Capital Costs - - Mr. Kovar covered the updated RRVWSP capital costs provided by Black & Veatch via PowerPoint. The original cost estimate was done for the engineering report in 2018. At that time, it was considered a Class IV cost estimate. Contingencies applied to 2017 cost estimates were 20 to 30 percent to the costs of all the facility estimates and five percent for raw pipeline costs. Total program costs were \$1.1 billion.

Mr. Kovar reviewed what has changed for 2022, stating the new total program cost today is considered Class II at an indexed cost (using a 3% inflation rate) of \$1.3 billion. The five percent contingency on the pipeline has been removed, but a five percent contingency is being added project wide.

Project Participation Agreements - - Ms. Mooridian reminded the committee Tami Norgard, Vogel Law, represents Garrison Diversion on the Project Participation Agreements (PPA) and John Shockley, Ohnstad/Twichell, represents Lake Agassiz Water Authority (LAWA). These two organizations have been meeting over the past three to four months in order to work through the agreement. Once the framework for the agreement was completed, various teams began working on Exhibits A through H. As work on the exhibits started, a lot more questions have come up. The draft exhibits have been presented amongst LAWA and Garrison Diversion leadership. Ms. Norgard and Mr. Shockley will now review the PPA to assure it will coincide with the exhibits.

Duane DeKrey, Secretary, stated the exhibits show, in graph and spreadsheet format, what is contained in the PPA. They are the framework as to how the whole agreement will work.

User Meetings - - Ms. Mooridian commented the user meetings have been on hold while work is proceeding on the PPA. There are two meetings currently ongoing with users that signed development agreements in 2016. She reported the City of Washburn is interested in joining the

project, and Mr. DeKrey and Mr. Kovar have been attending meetings with city officials. Moorhead is also expressing interest in participating in the project. She and Steve Burian have met recently with Moorhead Public Service on this issue.

CENTRAL ND WATER SUPPLY

Ms. Mooridian reported on the appeal regarding the State of Missouri's lawsuit on the Central North Dakota Water Supply (CND) project, stating all of the briefs have been filed. The next step is for the judge to schedule oral arguments.

OPERATION & MAINTENANCE (O&M) UPDATE

Ryan Anderson, Engineer, Garrison Diversion, provided an update on work being performed by the O&M crews. The sandblasting and coating project of the tunnel at the Snake Creek Pumping Plant (SCPP) has been completed. Routine projects, such as blading, mowing and spraying have commenced.

Mr. Anderson stated in addition to the job at the discharge structure, other non-routine work has included opening, resetting and anchoring culvert ends in the dewatered structure north of McClusky. The big item is work beginning on the slide repair project after all the wet weather. At this time, 3,400 loads of dirt have been moved, which is approximately 60,000 yards this year.

Mr. Anderson also reported Minger Construction returned last week to finish the trenchless tunneling on the slide repair project. Four of the seven tunnels were completed last year. Two crews have been working through the night to complete the three remaining tunnels. One has been finished, and the other two will be done soon.

Mr. Anderson added with the 4th of July holiday approaching, crews have been keying in on the recreation areas and taking care of clean up and mowing.

IRRIGATION UPDATE

Mr. Anderson referred to the irrigation reference map, which shows the current water service contracts for irrigated acres in 2022 at roughly 7,250 acres. There is potential for four new projects consisting of 750 acres to come on line this summer. One has been approved by the State Water Commission for funding, and another is waiting for cost share funding. Of the other two projects, one consists of an addition to an existing project, and the other is between 80-100 percent complete. Hopefully, by summer's end, there will be close to 8,000 irrigated acres along the canal.

MASTER REPAYMENT CONTRACT

Mr. DeKrey provided an update on the negotiations regarding the Master Repayment Contract, which focuses on what Garrison Diversion will pay per cfs for water service out of the McClusky Canal.

Mr. DeKrey reported he and some of the directors and staff from Garrison Diversion were in Washington, DC, attending the National Water Resources Association (NWRA) Conference. While there, they met with leadership at the Bureau of Reclamation's Department of Interior. It was a good meeting, and once they returned home, further conversations were held with Reclamation's Regional and Area offices to see what was being shared with them at the national level. It was reported the Garrison Diversion team had made quite an impression on the acting commissioner. Joe Hall, Area Manager, Dakotas Area office, has stated there is a number, which

is less than the \$73,000 per cfs Reclamation originally provided. The new number will be delivered in person by Brent Esplin, Regional Director, on June 29, at Garrison Diversion headquarters in Carrington.

ND WATER USERS AND IRRIGATION ASSOCIATION REPORT

Dani Quissell, North Dakota Water Users/Irrigation Association, provided updates from Water Users and on irrigation.

Ms. Quissell reported representatives from the Water Users/Irrigation Association also were in Washington, DC, during the NWRA conference. At that time, Garrison Diversion representatives joined them in some congressional delegation visits to discuss the federal legislation clarifying the 28,000 undesignated acres in the Dakota Water Resources Act (DWRA) can be used to access project pumping power without having Reclamation develop those acres.

Ms. Quissell said if this legislation passes, anything that Garrison Diversion or other irrigation districts in the state would develop within the Missouri River corridor up to those 28,000 acres would qualify for project pumping power.

Ms. Quissell stated a hearing was held on the bill, along with several other state specific bills. The hope would be that all of these bills could be rolled into one larger package that could pass both houses. This needs to happen by the year's end, or the process would have to start over.

Ms. Quissell commented on the State Water Commission's cost share policy. The Water Users Association has two small working groups preparing comments on the cost share policy and preparing in-person testimony for the local basin meetings.

Ms. Quissell also reviewed the list of 2022 summer tours put on by the Water Education Foundation.

MR&I PROGRAM UPDATE

Water Supply Assistance Grant Program - - Director Kaiser, who chairs the MR&I Committee, reported the Committee met in May to review applications submitted for the Water Supply Assistance Grant Program. At that time, 16 grants were awarded with funding going to projects in Ramsey, LaMoure, Stutsman, Bottineau and Renville Counties. The total amount of funding approved was \$47,039.

Construction Report - - Mr. DeKrey reviewed MR&I expenditures since the last report, which are \$2,966,234. As of May 31, total 2022 MR&I expenditures are \$6,831,700. Remaining approved federal MR&I funds are \$20,956,511. A copy of the report is attached to these minutes as Annex VI.

Five-Year Plan FY2022-2026 Update - - Ms. Mooridian referred to and explained the MR&I Five-Year Plan update received from the Department of Water Resources (DWR), stating this is similar to the five-year work plan, which was previously approved, except there has been an acceleration of the project schedule to four years within the five-year plan per request by the Bureau of Reclamation. Copies of the letter received from the DWR regarding the acceleration, along with the funding table, are attached to these minutes as Annex VII.

NAWS FY2022 - - Ms. Mooridian referred to the letter received from the DWR requesting Garrison Diversion to allocate \$46.6 million of the estimated \$49 million of FY2022 MR&I funds to the

Northwest Area Water Supply (NAWS). A copy of the letter is attached to these minutes as Annex VIII. This funding is for construction of the Biota Water Treatment Facility Phase I near Max, design of the Biota Water Treatment Facility Phase II and for design and construction of the Minot Water Treatment Facility Phase III.

Motion by Second Vice Chairman Fenstad to recommend approval of \$46,600,000 in additional federal funding for the NAWS Project to the full board. This motion is contingent upon available funds, project must follow Federal MR&I Program requirements and delegates the State Water Commission secretary the ability to move funds between project elements to facilitate efficient project completion. Second by Director Bischoff. Upon roll call vote, the following directors voted aye: D. Anderson, J. Anderson, Bischoff, Cook, Fenstad, Kaiser, Klein, Ongstad, Vein and Walter. Those voting nay: none. Motion carried.

ENDAWS FY2022 - - Ms. Mooridian next referred to the letter received from the DWR recommending Garrison Diversion approve allocating \$1,720,000 from the FY2022 MR&I funds to the ENDAWS Project in order to conduct additional engineering design and right-of-way acquisition. A copy of the letter is attached to these minutes as Annex IX.

Ms. Mooridian stated the MR&I Committee previously recommended approval of FY2022 funding for the ENDAWS 2022-2023 Work Plan, but that number increased a bit, making the official amount \$1,720,000.

Motion by Vice Chairman J. Anderson to recommend approval of \$1,720,000 in additional funding for the ENDAWS Project to the full board. Approval is contingent upon available funding, and the project must follow Federal MR&I Program requirements and delegates the secretary the ability to move funds between project elements to facilitate efficient project completion. Second by Second Vice Chairman Fenstad. Upon roll call vote, the following directors voted aye: D. Anderson, J. Anderson, Bischoff, Cook, Fenstad, Kaiser, Klein, Ongstad, Vein and Walter. Those voting nay: none. Motion carried.

Cooperative Agreement - - Ms. Mooridian reminded the committee the MR&I Cooperative Agreement with Reclamation expires on September 30, 2022. Reclamation has obtained approval to extend the agreement for five years since it is believed all of the remaining MR&I ceiling will be expended. Garrison Diversion is now awaiting the extension agreement.

BUREAU OF RECLAMATION REPORT

Mr. DeKrey called attention to Reclamation's report dated June 9 provided for the committee's referral. A copy of the report is attached to these minutes as Annex X.

SALARY STUDY

Chairman Walter reminded the committee a salary survey was requested by the general manager and conducted by Burian & Associates. A copy of the results was distributed to the committee members and discussed. Based on the survey, the officers of the board presented a table proposing a total salary increase of \$57,616 for 2022, which is retroactive to January 1. These increases pertain to the following positions: general manager, administrative officer, district engineer, communications director, engineer, accountant and accounting specialist.

Chairman Walter remarked the survey is based on like entities/agencies from within the state and around the region.

Vice Chairman J. Anderson pointed out there is funding available in the General Fund so no revisions will be necessary in the overall budget.

Motion by Director Bischoff to approve increasing General Fund salaries by \$57,616, retroactive to January 1, 2022, in order to bring salaries closer to current market data and average North Dakota salaries for similar positions and to compensate for experience and expanded duties. Second by Director Ongstad. Upon roll call vote, the following directors voted aye: D. Anderson, J. Anderson, Bischoff, Cook, Fenstad, Kaiser, Klein, Ongstad, Vein and Walter. Those voting nay: none. Motion carried.

GENERAL MANAGER'S REPORT

Audio/Visio Equipment Update - - Mr. DeKrey provided an update on the audio/visio project. Partial installation of board room equipment will take place the week of July 11.

Headquarters A/C System - - Mr. DeKrey reported Garrison Diversion's current air conditioning unit is very old and has been experiencing problems that can no longer be repaired; therefore, a new system is being purchased for the Carrington office.

Cybersecurity Risk Assessment - - Mr. DeKrey explained the board officers, chairman of the Red River Valley Committee and staff interviewed four firms that submitted applications to provide cybersecurity services for Garrison Diversion. The firm chosen is High Point Networks of West Fargo. The total cost of the first contract is \$14,854.

UPCOMING EVENTS

Chairman Walter reviewed a list of upcoming water related meetings and events.

OTHER

There being no other business to come before the committee, the meeting adjourned at 2:30 p.m.

(SEAL)

Alan Walter, Chairman

Duane DeKrey, Secretary

Garrison Diversion Conservancy District Combined Statement of Revenues and Expenses For the Five Months Ended May 31, 2022						
	General Fund	Municipal Rural, and Industrial Fund	Operations Maintenance Fund	Red River Valley Water Supply Project	Irrigation Fund	Total
Beginning Bank Balance	\$12,241,592	\$4,034	\$308,532	\$40,078	\$97,555	\$12,691,791
Revenues:						
Irrigation Admin						-
Lease Income	974					974
Revenue from Sale of Fixed Assets						-
Miscellaneous Income	3,078				1,710	4,788
Interest Income	15,648	14	10		398	16,070
Tax Levy	3,868,263					3,868,263
State Aid Distribution	101,100					101,100
Contract Revenue	16,675	6,905,522	1,997,960	8,894,023	301,787	18,115,967
Non-Project Income			118,991			118,991
Total Revenues	\$4,005,738	\$6,905,536	\$2,116,961	\$8,894,023 #	\$303,895	\$22,226,153
Expenditures:						
Director Expense	72,828					72,828
Employee Expense	456,599	33,740	846,748			1,337,087
Administrative Expense	89,460	30,362	32,874			152,696
Public Education	97,366					97,366
Professional Services	130,525		414,985	65,437		610,947
Irrigation Development	189,949					189,949
Water Supply Projects	17,474					17,474
GDCD Recreation Project	135,462					135,462
DWRA Recreation Project	581					581
Maintenance & Repairs	37,148		286,383		107,038	430,569
Capital Purchases	79,611		196,434	10,873		286,918
Construction in Progress				8,424,940		8,424,940
MR&I Project Expenses		6,831,701				6,831,701
Principal Debt Payments					10,359	10,359
Interest Payments					2,110	2,110
Total Expenditures *	\$ 1,307,003	\$ 6,895,803	\$ 1,777,424	\$ 8,501,250	\$ 119,507	\$ 18,600,987
Transfer In/Out	\$ 341,282	\$ (9,720)	\$ (331,562)	\$ -	\$ -	\$ -
Revenues Over Expenditures	\$ 3,040,017	\$ 13	\$ 7,975	\$ 392,773	\$ 184,388	\$ 3,625,166
Net Change in Assets	(1,721,470)		2,046	1,730,000	(2,196)	\$ 8,380
Ending Bank Balance	\$ 13,560,139	\$ 4,047	\$ 318,553	\$ 2,162,851	\$ 279,747	\$ 16,325,337

* Depreciation not reflected

GARRISON DIVERSION CONSERVANCY DISTRICT				
INCOME BUDGET ANALYSIS STATEMENT				
For the Five Months Ended May 31, 2022				
General, O&M MR&I, RRVWSP, and Irrigation Funds	Budget for 2022	Income Received to May 31, 2022	Percentage of Amount Budgeted	Balance of Budget
Irrigation Admin	\$ 950	\$ 974	102.5%	\$ (24)
Lease Income	\$ -	\$ -	0.0%	\$ -
Miscellaneous Income	\$ 1,050	\$ 4,788	0.0%	\$ (3,738)
Revenue Sale of Fixed Assets	\$ -	\$ -	0.0%	\$ -
Interest Income	\$ 34,170	\$ 16,070	47.0%	\$ 18,100
Tax Levy	\$ 3,560,000	\$ 3,868,263	108.7%	\$ (308,263)
State Aid	\$ 230,000	\$ 101,100	44.0%	\$ 128,900
General Fund Contract Revenue	\$ 44,000	\$ 16,675	37.9%	\$ 27,325
O&M Contract Revenue	\$ 5,414,946	\$ 1,997,960	36.9%	\$ 3,416,986
MR&I Contract Revenue	\$ 15,198,810	\$ 6,905,522	45.4%	\$ 8,293,288
RRVWSP Contract Revenue	\$ 25,400,000	\$ 8,894,023	35.0%	\$ 16,505,977
Irrigation Fund Revenue	\$ 649,655	\$ 301,787	46.5%	\$ 347,868
Project Revenue	\$ -	\$ 19,020	0.0%	\$ (19,020)
Non-Project Revenue	\$ 146,000	\$ 99,971	68.5%	\$ 46,029
Total Revenues	\$50,679,581	\$22,226,153	43.9%	\$28,453,428

GARRISON DIVERSION CONSERVANCY DISTRICT						
Expense Budget Analysis Statement						
For the Five Months Ended May 31, 2022						
General, O&M MR&I, RRVWSP, and Irrigation Funds	Budget for 2021	Expenditures Charged to 2021 Budget	Budget for 2022	Expenditures to May 31, 2022	Percentage Spent Amount Budgeted	Balance of Budget
Expenses						
Director Expenses	\$270,000	\$164,738	\$270,000	\$72,828	27.0%	\$197,172
Employee Expenses	\$4,126,000	\$3,383,776	\$3,746,366	\$1,337,087	35.7%	\$2,409,279
Administrative Expenses	\$435,000	\$322,939	\$431,335	\$152,696	35.4%	\$278,639
Public Education	\$107,000	\$84,469	\$107,000	\$97,366	91.0%	\$9,634
Professional Services	\$3,497,875	\$1,946,187	\$2,549,000	\$610,947	24.0%	\$1,938,053
Irrigation Development	\$270,125	\$269,756	\$259,500	\$189,949	73.2%	\$69,551
Water Supply Program	\$300,000	\$41,531	\$300,000	\$17,474	5.8%	\$282,526
GDCD Recreation Grant Program	\$783,000	\$782,016	\$525,000	\$135,462	25.8%	\$389,538
DWRA Recreation Program	\$10,000	\$4,045	\$10,000	\$581	5.8%	\$9,419
Irrigation District Expense	\$2,000	\$0	\$2,000	\$0	0.0%	\$2,000
Maintenance & Repairs	\$1,586,091	\$1,231,554	\$1,990,040	\$430,569	21.6%	\$1,559,471
Capital Purchases	\$859,909	\$894,158	\$480,000	\$286,918	59.8%	\$193,082
Construction in Progress	\$20,000,000	\$19,465,770	\$24,000,000	\$8,424,940	35.1%	\$15,575,060
MR&I Fund	\$15,000,000	\$13,420,818	\$15,000,000	\$6,831,701	45.5%	\$8,168,299
Principal on Debt Repayment	\$189,000	\$164,193	\$172,000	\$10,359	6.0%	\$161,641
Interest on Debt Repayment	\$70,000	\$51,314	\$45,000	\$2,110	4.7%	\$42,890
Total Expenses	\$47,506,000	\$42,227,264	\$49,887,241	\$18,600,987	37.3%	\$31,286,254
Transfers In/Out						
MR&I	\$20,000	\$19,882	\$22,000	\$9,720	44.2%	\$12,280
O&M	\$1,217,000	\$998,357	\$972,340	\$331,562	34.1%	\$640,778
Irrigation	\$0	\$0	\$0	\$0	0.0%	\$0
RRVWSP	\$29,000	\$0	\$0	\$0	0.0%	\$0
Total Transfers Out	\$1,266,000	\$1,018,239	\$994,340	\$341,282	34.3%	\$653,058
Total Expenses & Transfers Out	\$48,772,000	\$43,245,503	\$50,881,581	\$18,942,269	37.2%	\$31,939,312

GARRISON DIVERSION CONSERVANCY DISTRICT EXPENSE BUDGET ANALYSIS STATEMENT For the Five Months Ended May 31, 2022						
	Budget 1/1/1 to 12/31/20	Expenditures Chargeable to 2021 Budget	Budget 1/1/22 to 12/31/22	2022 Actual as of 05/31/2022	Balance of Budget as of 05/31/2022	Percentage of Budget Spent
GENERAL FUND						
Directors Expense						
Directors Per Diem	\$130,000	\$102,309	\$130,000	\$39,587	\$90,413	30.5%
Directors Expense	\$140,000	\$62,429	\$140,000	\$33,241	\$106,759	23.7%
Total Directors Expense	\$270,000	\$164,738	\$270,000	\$72,828	\$197,172	27.0%
Employee Expense						
Employee Salaries	726,000	\$698,075	822,000	\$301,788	\$520,212	36.7%
General Manager Exp	35,000	\$10,116	35,000	\$7,338	\$27,662	21.0%
Travel	61,000	\$30,673	61,000	11,105	\$7,249	18.2%
Admn Officer - Merri Mooridian	25,000	\$17,938	25,000	\$6,514	\$18,486	26.1%
Dist. Engr - Kip Kovar	10,000	\$4,052	10,000	\$3,669	\$6,331	36.7%
Engineer - Ryan Anderson	5,000	\$1,630	5,000	\$191	\$4,809	3.8%
Dir. Comm. - Kim Cook	6,000	\$1,248	6,000	\$97	\$5,903	1.6%
Emp Exp Other	15,000	\$5,805	15,000	\$634	\$14,366	4.2%
Professional Development	17,000	\$9,050	17,000	3,593	\$13,407	21.1%
Employee Training	15,000	\$9,050	15,000	\$3,593	\$11,407	24.0%
Wellness Program	2,000	\$0	2,000	\$0	\$2,000	0.0%
Benefits	369,000	\$310,989	406,000	132,775	\$273,225	32.7%
GDCD FICA	65,000	\$57,250	72,000	\$25,492	\$46,508	35.4%
Retirement	103,000	\$99,924	117,000	\$43,183	\$73,817	36.9%
Hospital & Life Insurance	165,000	\$136,004	177,000	\$56,234	\$120,766	31.8%
Unemployment Comp	1,000	\$273	1,000	\$187	\$813	18.7%
Dental / Vision Ins.	14,000	\$11,032	14,000	\$4,865	\$9,135	34.8%
Work Force Safety	1,000	\$333	1,000	(\$33)	\$1,033	-3.3%
Long-Term Disability Ins	7,000	\$6,173	9,000	\$2,847	\$6,153	31.6%
Vacation/Sick Leave Liability	13,000	\$0	15,000	\$0	\$15,000	0.0%
Total Employee Expense	1,208,000	\$1,058,903	1,341,000	\$456,599	\$884,401	34.0%
Administration						
Postage	\$7,000	\$4,954	\$7,000	\$1,003	\$5,997	14.3%
Communications	\$27,000	\$14,521	\$31,000	\$5,746	\$25,254	18.5%
Utilities	\$33,000	\$30,888	\$31,000	\$15,855	\$15,145	51.1%
Meetings & Events	\$10,000	\$4,541	\$10,000	\$1,454	\$8,546	14.5%
Subscriptions/Publications	\$7,000	\$5,457	\$6,000	\$3,188	\$2,812	53.1%
Miscellaneous	\$9,000	\$3,222	\$6,000	\$1,449	\$4,551	24.2%
Data Processing	\$21,000	\$18,312	\$20,000	\$7,997	\$12,003	40.0%
Employee Recruiting	\$5,000	\$0	\$5,000	\$0	\$5,000	0.0%
Supplies	\$20,000	\$12,770	\$18,000	\$4,368	\$13,632	24.3%
Small Office Equipment	\$15,000	\$6,708	\$20,000	\$2,424	\$17,576	12.1%
Dues	\$15,000	\$12,931	\$15,000	\$10,333	\$4,667	68.9%
Insurance	\$13,000	\$12,995	\$13,000	\$4,865	\$8,135	37.4%
Annual Independent Audit	\$31,000	\$28,000	\$36,500	\$30,778	\$5,722	84.3%
Total Administration	\$213,000	\$155,299	\$218,500	\$89,460	\$129,040	40.9%
Public Education						
GDCD Tours	\$10,000	\$1,820	\$10,000	\$5,000	\$5,000	50.0%
ND Water Users Ass'n Dues	\$20,000	\$20,000	\$20,000	\$20,000	\$0	100.0%
ND Water Coalition Dues	\$14,000	\$14,000	\$14,000	\$14,000	\$0	100.0%
ND Water Magazine	\$18,000	\$18,000	\$18,000	\$0	\$18,000	0.0%
Missouri River Joint Board	\$15,000	\$14,850	\$15,000	\$55,840	(\$40,840)	372.3%
Conference Booth Fees, Sponsorships	\$20,000	\$13,211	\$20,000	\$1,101	\$18,899	5.5%
Miscellaneous	\$10,000	\$2,589	\$10,000	\$1,425	\$8,575	14.3%
Total Public Education	\$107,000	\$84,470	\$107,000	\$97,366	\$9,634	91.0%

GARRISON DIVERSION CONSERVANCY DISTRICT EXPENSE BUDGET ANALYSIS STATEMENT For the Five Months Ended May 31, 2022						
	Budget 1/1/1 to 12/31/20	Expenditures Chargeable to 2021 Budget	Budget 1/1/22 to 12/31/22	2022 Actual as of 05/31/2022	Balance of Budget as of 05/31/2022	Percentage of Budget Spent
Professional Services						
Communications	\$242,875	\$129,120	\$160,000	\$4,135	\$155,865	2.6%
Engineering	\$125,000	\$25,651	\$125,000	\$22,843	\$102,157	18.3%
RRVWSP Development	\$357,000	\$59,534	\$324,000	\$21,851	\$302,149	6.7%
Technical Support for LAWA	\$15,000	\$0	\$15,000		\$15,000	0.0%
Engineering	\$100,000	\$0	\$100,000		\$100,000	0.0%
Legal	\$150,000	\$55,310	\$133,000	\$21,851	\$111,149	16.4%
Financial	\$10,000	\$0	\$10,000		\$10,000	0.0%
Consultants	\$50,000	\$469	\$50,000		\$50,000	0.0%
Meeting, Misc. Exp	\$32,000	\$3,755	\$16,000		\$16,000	0.0%
Prof Services Other	\$45,000	\$2,056	\$45,000	\$7,939	\$37,061	17.6%
Legal Services	\$200,000	\$168,368	\$215,000	\$73,757	\$141,243	34.3%
Total Professional Services	\$969,875	\$384,729	\$869,000	\$130,525	\$738,475	15.0%
Irrigation Development						
ND Irrigation Association	\$50,000	\$50,000	\$50,000	\$0	\$50,000	0.0%
NDSU Oakes Irrigation Site	\$178,000	\$178,000	\$167,875	\$167,875	\$0	100.0%
Robert Titus Lease	\$16,453	\$16,453	\$16,625	\$16,484	\$141	99.2%
Irrigation Development	\$25,672	\$25,303	\$25,000	\$5,590	\$19,410	22.4%
Total Irrigation Development	\$270,125	\$269,756	\$259,500	\$189,949	\$69,551	73.2%
Recreation						
GDCD Recreation Grant Program	\$783,000	\$782,016	\$525,000	\$135,462	\$389,538	25.8%
DWRA Recreation Program	\$10,000	\$4,045	\$10,000	\$581	\$9,419	5.8%
Total Recreation	\$793,000	\$786,061	\$535,000	\$136,043	\$398,957	25.4%
Water Supply Grant Program	\$300,000	\$41,531	\$300,000	\$17,474	\$282,526	5.8%
Irrigation Districts Expense						
Irrigation Districts	\$2,000	\$0	\$2,000	\$0	\$2,000	0.0%
Total Irrigation Districts Expense	\$2,000	\$0	\$2,000	\$0	\$2,000	0.0%
Maintenance & Repair						
Equipment Maintenance	\$29,000	\$25,718	\$25,000	\$5,971	\$19,029	23.9%
Small Yard Equipment Purchases	\$4,350	\$4,350	\$5,000	\$0	\$5,000	0.0%
Land & Bldg Maintenance	\$34,091	\$34,007	\$30,000	\$26,537	\$3,463	88.5%
Auto Expense	\$10,850	\$8,980	\$15,000	\$4,640	\$10,360	30.9%
Total Maintenance & Repair	\$78,291	\$73,055	\$75,000	\$37,148	\$37,852	49.5%
Capital Purchases						
Office Equip & Furniture	\$20,000	\$13,863	\$20,000	\$48,244	(\$28,244)	241.2%
Yard Equipment	\$20,000	\$0	\$20,000	\$0	\$20,000	0.0%
Vehicle	\$35,000	\$0	\$40,000	\$27,967	\$12,033	69.9%
Land and Buildings	\$61,709	\$61,709	\$15,000	\$3,400	\$11,600	22.7%
Total Capital Purchases	\$136,709	\$75,572	\$95,000	\$79,611	\$15,389	83.8%
Total General Fund	\$4,348,000	\$3,094,114	\$4,072,000	\$1,307,003	\$2,764,997	32.1%

GARRISON DIVERSION CONSERVANCY DISTRICT EXPENSE BUDGET ANALYSIS STATEMENT For the Five Months Ended May 31, 2022						
	Budget 1/1/1 to 12/31/20	Expenditures Chargeable to 2021 Budget	Budget 1/1/22 to 12/31/22	2022 Actual as of 05/31/2022	Balance of Budget as of 05/31/2022	Percentage of Budget Spent
IRRIGATION FUND						
McClusky Canal Irrigation:	\$389,000	\$341,773	\$432,800	\$107,038	\$325,762	24.7%
Construction	\$3,000	\$2,633	\$0	\$0	\$0	0.0%
Operations	\$386,000	\$339,140	\$432,800	\$107,038	\$325,762	24.7%
Debt Payments	\$259,000	\$215,507	\$217,000	\$12,469	\$204,531	5.7%
Principal	\$189,000	\$164,193	\$172,000	\$10,359	\$161,641	6.0%
Interest	\$70,000	\$51,314	\$45,000	\$2,110	\$42,890	4.7%
Total Irrigation Fund	\$648,000	\$557,280	\$649,800	\$119,507	\$530,293	18.4%
GDU O & M						
Salaries and Benefits	\$2,644,000	\$2,209,512	\$2,247,266	\$831,421	\$1,415,845	37.0%
Salaries	\$1,646,000	\$1,466,657	\$1,446,050	\$544,360	\$901,690	37.6%
Benefits	\$998,000	\$742,855	\$801,216	\$287,061	\$514,155	35.8%
Travel	\$33,000	\$7,478	\$17,115	\$1,290	\$15,825	7.5%
Training	\$5,000	\$748	\$9,000	\$0	\$9,000	0.0%
Utilities	\$101,000	\$90,035	\$87,000	\$30,521	\$56,479	35.1%
Contractual Services	\$1,628,000	\$1,313,505	\$280,000	\$414,985	(\$134,985)	148.2%
Supplies	\$631,000	\$451,582	\$652,000	\$198,872	\$453,128	30.5%
Capital Purchases	\$720,200	\$720,104	\$385,000	\$196,434	\$188,566	51.0%
Small Equipment Purchases	\$20,000	\$17,352	\$15,000	\$0	\$15,000	0.0%
Equipment Rental	\$11,000	\$134	\$112,000	\$0	\$112,000	0.0%
Equipment Maintenance	\$313,000	\$265,602	\$286,240	\$59,951	\$226,289	20.9%
Safety	\$61,000	\$40,873	\$58,985	\$14,037	\$44,948	23.8%
Miscellaneous	\$54,000	\$11,967	\$22,000	\$2,353	\$19,647	10.7%
Materials	\$146,800	\$84,689	\$417,000	\$27,560	\$389,440	6.6%
Total GDU O & M	\$6,368,000	\$5,213,581	\$4,588,606	\$1,777,424	\$2,811,182	38.7%
MR&I Fund						
Salaries & Benefits	\$68,000	\$66,260	\$73,000	\$33,740	\$39,260	46.2%
State Administration	\$67,000	\$65,638	\$103,835	\$30,362	\$73,473	29.2%
MR&I Project Expenditures	\$15,000,000	\$13,420,818	\$15,000,000	\$6,831,701	\$8,168,299	45.5%
Total MR&I Fund	\$15,135,000	\$13,552,716	\$15,176,835	\$6,895,803	\$8,281,032	45.4%
RRV Water Supply Project						
Right of Way	\$250,000	\$198,929	\$1,000,000	\$71,633	\$928,367	7.2%
Design/Construction in Progress	\$20,000,000	\$19,362,690	\$24,000,000	\$8,364,180	\$15,635,820	34.9%
Salaries & Benefits	\$107,000	\$0	\$0	\$0	\$0	0.0%
Professional Services	\$650,000	\$247,953	\$400,000	\$65,437	\$334,563	30%
Financing/Legal/Administration	\$450,000	\$235,668	\$385,000	\$63,375	\$321,625	16.5%
Other Engineering	\$200,000	\$12,285	\$15,000	\$2,062	\$12,938	13.7%
Total RRVWSP	\$21,007,000	\$19,809,572	\$25,400,000	\$8,501,250	\$16,898,750	33.5%
TOTAL ALL FUNDS	\$47,506,000	\$42,227,263	\$49,887,241	\$18,600,987	\$31,286,254	37.3%

GARRISON DIVERSION CONSERVANCY DISTRICT RESERVES STATEMENT May 31, 2022	
OPERATING RESERVE	
Operating Reserve authorized to be established in the amount of \$300,000.00 per resolution of the Board dated January 15, 1970. Limit changed to \$330,000 by Board action on January 6, 1995. Reserve cap removed by Board action July 2, 1997.	\$4,991,454.08
O&M EMERGENCY RESERVE	
O&M Emergency Reserve to be established in the amount of \$500,000.00 by Article 13 (a) of the Master Contract and by action taken by the Board dated January 16, 1970. Limit changed to \$1,500,000.00 July 1980. Reserve capped at \$822,817.55 by Board action July 2, 1997.	750,000.00
DEFICIENCY RESERVE	
Deficiency Reserve to be established in the amount of \$750,000.00 by Article 13 (b) of the Master Contract. Limit changed to \$1,500,000.00 July 1980. Reserve capped at \$802,287.54 by Board action July 2, 1997.	750,000.00
PROJECT DEVELOPMENT RESERVE	
Project Development Reserve to be established in the amount of \$750,000.00 by resolution of the Board dated July 17, 1969. Limit changed to \$1,000,000.00 July 1982. Reserve capped at \$915,592.98 by Board action July 2, 1997.	915,592.98
TOTAL GARRISON DIVERSION CONSERVANCY DISTRICT RESERVES	\$7,407,047.06

Garrison Diversion Conservancy District Funds in Bank of North Dakota May 31, 2022				
Fund	Account Name/Reserve	Interest Rate	Maturity Date	Balance
General	Checking Account	0.07%		\$ 377,267.13
General	Water Assistance Grant Matching	0.07%		\$ 118,064.32
General	Money Market Deposit Account	0.07%		\$ 9,583,465.47
General	Water Assistance Grant Reserve	0.07%		\$ 130,405.00
General	Accrued Leave-Operating Reserve	0.07%		\$ 174,804.69
	Total Deposits			\$ 10,384,006.61

Garrison Diversion Conservancy District Funds in First International Bank & Trust May 31, 2022				
Fund	Account Name/Reserve	Interest Rate	Maturity Date	Balance
General	CD 119210	0.25%	08/09/22	\$ 2,500,000.00
General	CD 119245	0.25%	09/30/22	\$ 1,000,000.00
General	CD 118955-Project Development	0.50%	01/19/23	\$ 350,000.00
General	CD 118848-O&M Emergency Res.	0.50%	03/29/23	\$ 350,000.00
General	CD 119561-O&M Emergency Reserve	0.19%	04/01/23	\$ 83,682.45
General	CD 119070-Operating Reserve	0.50%	04/17/23	\$ 820,000.00
General	CD 118954	0.50%	04/19/23	\$ 500,000.00
General	CD 119130	0.50%	05/18/23	\$ 1,000,000.00
General	CD 118850-Operating Reserve	0.40%	07/20/23	\$ 50,500.00
General	CD 119434-Deficiency Reserve	0.50%	11/30/23	\$ 175,854.00
General	CD 118849-Deficiency Reserve	0.40%	01/29/24	\$ 200,000.00
General	Recreation Matching-Operating Reserve	0.25%		\$ 1,345,252.53
General	Money Market Funds	0.25%		\$ 94,352.43
General	Recreation Reserve-Operating Reserve	0.25%		\$ 1,736,531.11
	Total Deposits			\$ 10,206,172.52
Pledging	Total Deposits			\$ 10,206,172.52
	Less:FDIC Coverage			(250,000.00)
	Deposit Balance to Secure			9,956,172.52
	Less: Pledging			10,967,476.70
	Pledging Excess			\$ 1,011,304.18

Garrison Diversion Conservancy District Farm Credit Services of North Dakota Stock May 31, 2022				
Fund	Account Name/Reserve	Principal Balance	Maturity Date	Balance
General	Operating Reserve	\$ 44,411.29	05/01/25	\$ 1,000.00

BREMER BANK DEPOSIT AND PLEDGING SUMMARY May 31, 2022						
<i>Account Type</i>		<i>Balance</i>	<i>Interest Rate</i>	<i>Maturity Date</i>	<i>Deposit Insurance / Pledging Status</i>	
<i>Demand Deposit Accounts</i>						
Non-Interest Bearing Checking Accounts						
					Total Demand Deposits	\$2,481,432.23
					Less: FDIC Insurance Coverage	250,000.00
xxxx61	Operations & Maintenance Fund	318,582.54	0.00%		Demand Deposit Balance to Secure	\$2,231,432.23
xxxx52	Red River Valley Water Supply	2,162,849.69	0.00%		x 110%	1.10
Total Demand Deposits		2,481,432.23			Pledging Required on Demand Deposits	\$2,454,575.45
<i>Time and Savings Deposits</i>						
Interest Bearing Checking						
xxxx34	Irrigation Fund	279,747.41	0.01%			
xxxx62	M R & I Working Fund	4,047.76	0.01%			
Total Interest Bearing Checking Balance		<u>283,795.17</u>				
Savings Accounts						
xxxx41	O&M - Accrued Leave Reserve	145,089.84	0.0275%			
xxxx63	Irrigation - Debt Service Reserve	283,905.33	0.0275%			
Total Savings Balance		<u>428,995.17</u>				
Certificates of Deposit						
xxx907-1	Certificate of Deposit-Operating Reserve	542,000.00	0.25%	3/1/2023		
xxx906-1	Certificate of Deposit-Deficiency Reserve	250,000.00	0.25%	3/1/2023		
xxxx803-1	Certificate of Deposit	1,000,000.00	0.75%	4/11/2023		
xxx591-1	Certificate of Deposit-OM Emergency Res.	210,000.00	0.35%	4/24/2023		
xxxx106	Certificate of Deposit-OM Emergency Res.	106,317.55	0.80%	5/22/2023		
xxxx933-1	Certificate of Deposit-Project Dev Reserve	313,538.98	0.35%	8/30/2023		
xxxx0394	Certificate of Deposit-Operating Reserve	47,000.00	0.65%	2/20/2024		
xxxx8862	Certificate of Deposit-Project Dev Reserve	252,054.00	0.65%	2/24/2024	Total Time & Savings Deposit Account Balance	\$3,557,846.87
xxxx1061	Certificate of Deposit-Deficiency Reserve	124,146.00	0.65%	2/24/2024	Less: FDIC Insurance Coverage	250,000.00
Total CD Balance		<u>2,845,056.53</u>			Time & Savings Deposit Balance to Secure	\$3,307,846.87
					x 110%	1.10
Total Time & Savings Deposit Account Balance		\$3,557,846.87			Pledging Required on Time & Savings Deposits	\$3,638,631.56
Total Deposits		\$6,039,279.10			Total Pledging Required on all Deposits	\$6,093,207.01
					Pledging at Wells Fargo	\$7,946,091.00
					Pledging Excess	\$1,852,883.99

**GARRISON DIVERSION CONSERVANCY DISTRICT
GDCD RECREATION GRANT PROGRAM
OUTSTANDING PROJECTS
July 1, 1990 to May 31, 2022**

COUNTY	PROJECT	GRANT APPROVAL DATE	OUTSTANDING PROJECTS	PROJECTS APPROVED 2022	EXPENDITURES 04-23-15 to 12-31-2021	EXPENDITURES 1-1-22 to 5-31-22	AMOUNTS RETURNED TO PROGRAM	BALANCE REMAINING 5-31-22
Barnes	Hi-Line Prairie Gardens/Orchard Phase III	05-02-18	\$ 16,055.00		\$	12,743.89	\$ 3,311.11	\$ 0.00
Barnes	Sheyenne River Water Trail	04-29-21	\$ 51,005.00					\$ 51,005.00
Benson	Maddock City Playground	03-30-22		\$ 22,099.00				\$ 22,099.00
Bottineau	VFW Park Bathroom	09-26-19	\$ 10,000.00		\$	9,443.31		\$ 556.69
Bottineau	Antler Memorial Playground	05-06-20	\$ 5,643.00			\$	4,764.75	\$ (878.25)
Bottineau	Lake Metigoshe Boat Ramp	09-23-21	\$ 6,625.00					\$ 6,625.00
Bottineau	Carbury Dam Playground Edging	03-30-22		\$ 859.00				\$ 859.00
Burleigh	McDowell Dam Vault Toilet	09-26-19	\$ 3,478.00					\$ 3,478.00
Burleigh	Zonta Park Prairie Play Nodes	09-26-19	\$ 15,053.00		\$	9,450.50		\$ 5,602.50
Burleigh	North Central Park Improvements	10-01-20	\$ 82,136.00					\$ 82,136.00
Burleigh	Sertoma Park Fitness Improvements	04-29-21	\$ 75,167.00					\$ 75,167.00
Burleigh	Tom O'Leary Restroom	04-29-21	\$ 80,513.00			\$	80,513.00	\$ -
Burleigh	Steckel Boat Landing Picnic Shelter	04-29-21	\$ 6,000.00					\$ 6,000.00
Burleigh	4H Arena Play Area	09-23-21	\$ 31,291.00					\$ 31,291.00
Burleigh	Sibley Campground Electrical Updates	09-23-21	\$ 36,746.00					\$ 36,746.00
Cass	RRV Fair Campground Phase I	05-06-20	\$ 4,721.00					\$ 4,721.00
Cass	Casselton Parks Revitalization	10-01-20	\$ 1,995.00		\$	605.00		\$ 1,390.00
Cass	Casselton Shared Use Path	09-23-21	\$ 50,000.00					\$ 50,000.00
Cass	Mapleton Shared Use Path	09-23-21	\$ 50,000.00					\$ 50,000.00
Cass	Brewer Lake Water Hook-ups	03-30-22		\$ 638.00				\$ 638.00
Cass	Tinta Tawa Park Restroom	03-30-22		\$ 9,575.00				\$ 9,575.00
Dickey	Pheasant Lake Boat Ramp Sign	05-02-19	\$ 973.00					\$ 973.00
Dickey	West Side Park Playground	04-29-21	\$ 7,520.00					\$ 7,520.00
Eddy	Eddy County Recreational Pavilion	09-26-19	\$ 8,933.00					\$ 8,933.00
Eddy	Warming House/Boat Rental Building	04-29-21	\$ 5,750.00					\$ 5,750.00
Foster	Foster County Fairgrounds Picnic Shelter	09-23-21	\$ 5,191.00					\$ 5,191.00
Foster	Baseball/Softball Diamond Renovations	03-30-22		\$ 75,000.00				\$ 75,000.00
Foster	Carrington West Park Renovation	03-30-22		\$ 61,202.00				\$ 61,202.00
Grand Forks	Bringewatt Park Water Station	09-23-21	\$ 10,000.00					\$ 10,000.00
Griggs	ADA Restroom/Concession Stand	10-07-16	\$ 6,125.00		\$	3,977.60	\$ 1,590.52	\$ (556.88)
Griggs	Hannafoord Park Playground	10-03-18	\$ 7,309.00		\$	6,709.50	\$ (599.50)	\$ -
Griggs	Binford Park Playground Update	03-30-22		\$ 2,950.00				\$ 2,950.00
LaMoure	Sunset Park Revitalization Phase II	05-06-20	\$ 45,000.00			\$	24,967.43	\$ 20,032.57
McHenry	Upham Park Improvement	04-29-21	\$ 9,125.00					\$ 9,125.00
McHenry	Splash Pad	09-23-21	\$ 19,838.00		\$	1,475.00	\$ 250.00	\$ 18,113.00
McLean	Wilderness Park Improvement	05-02-18	\$ 10,000.00			\$	10,000.00	\$ -
McLean	Fair Bleachers & Benches	09-26-19	\$ 8,770.00		\$	8,323.75		\$ 446.25
McLean	Walking/Bike Path Underwood	05-06-20	\$ 15,668.00					\$ 15,668.00
McLean	Mercer Memorial Park Playground	10-01-20	\$ 18,248.00			\$	4,561.88	\$ 13,686.12
McLean	Lakeside Park Gazebo/Riverdale	04-29-21	\$ 1,500.00					\$ 1,500.00
McLean	Playground Equipment-Coleharbor	09-23-21	\$ 23,460.00					\$ 23,460.00
Nelson	Tolna City Park Restrooms	10-03-18	\$ 21,933.00					\$ 21,933.00
Nelson	Playground Equipment-Pekin	05-06-20	\$ 14,302.00		\$	14,302.00		\$ -
Nelson	Michigan Palyground	03-30-22		\$ 15,755.00				\$ 15,755.00
Nelson	Stump Lake Playground	03-30-22		\$ 13,869.00				\$ 13,869.00
Pierce	Buffalo Lake Camp Site	04-29-21	\$ 3,250.00					\$ 3,250.00
Pierce	Barton Park Picnic Tables/Play Gym	09-23-21	\$ 1,250.00					\$ 1,250.00
Ransom	Dead Colt Walkway	04-29-21	\$ 23,750.00					\$ 23,750.00
Ransom	Sandager Park Pavilion	04-29-21	\$ 11,000.00					\$ 11,000.00
Ransom	Sheldon Pickle Ball/BB Courts	03-30-22		\$ 5,262.00				\$ 5,262.00
Renville	Mouse River Park Playground Expansion	10-01-20	\$ 2,062.00					\$ 2,062.00
Renville	Mouse River Park Picnic Shelter	04-29-21	\$ 2,075.00					\$ 2,075.00
Renville	Mouse River Park Campground Electrical	09-23-21	\$ 3,750.00					\$ 3,750.00
Richland	City Park Improvement-Abercrombie	04-29-21	\$ 34,682.00					\$ 34,682.00
Richland	Campground-Hankinson Park Board	04-29-21	\$ 29,984.00					\$ 29,984.00
Richland	Chaninkapa Park Multipurpose Shelter	03-30-22		\$ 42,000.00				\$ 42,000.00
Richland	Manatador Park Softball Dugouts	03-30-22		\$ 2,000.00				\$ 2,000.00
Richland	Wyndmere Park Board	03-30-22		\$ 10,728.00				\$ 10,728.00
Sargent	Silver Lake Bath House	05-06-20	\$ 6,377.00					\$ 6,377.00
Sargent	North View Playground Milnor	03-30-22		\$ 14,210.00				\$ 14,210.00
Sheridan	Hoffer Lake Beach & Swimming Develop.	09-23-21	\$ 4,093.00					\$ 4,093.00
Steele	City Park Development-Colgate	04-29-21	\$ 6,250.00					\$ 6,250.00
Stutsman	Medina Park Frisbee Golf	09-26-19	\$ 2,250.00					\$ 2,250.00
Stutsman	Medina Park RV Electrical Hookups	09-26-19	\$ 2,000.00					\$ 2,000.00
Stutsman	Park Bench Project-Stutsman County	04-29-21	\$ 3,113.00					\$ 3,113.00
Stutsman	Electrical Upgrades for Campers	09-23-21	\$ 1,750.00					\$ 1,750.00
Stutsman	Woodworth Main Street	03-30-22		\$ 1,500.00				\$ 1,500.00
Trail	Riverwalk Park & Trail System	05-06-20	\$ 89,973.00					\$ 89,973.00
Trail	Willowood Campground Bathroom	05-06-20	\$ 43,750.00					\$ 43,750.00
Trail	Galesburg Playground	03-30-22		\$ 22,595.00				\$ 22,595.00
Trail	Mayville Park Board	03-30-22		\$ 7,985.00				\$ 7,985.00
Trail	Hillsboro Park District	03-30-22		\$ 31,500.00				\$ 31,500.00
Ward	West Park-State Fair	05-06-20	\$ 26,450.00		\$	21,861.60		\$ 4,588.40
Ward	Rice Lake Pavilion	05-06-20	\$ 26,950.00					\$ 26,950.00
Ward	ND State Fair Camping Extension	03-30-22		\$ 27,500.00				\$ 27,500.00
Ward	Ward County Parks 2022	03-30-22		\$ 10,632.00				\$ 10,632.00
Wells	Centennial Nature Park West Pathway	05-02-19	\$ 5,503.00			\$	5,503.00	\$ -
Williams	Confluence Beautification	05-06-20	\$ 3,675.00					\$ 3,675.00
Williams	Little Egypt Phase 2	04-29-21	\$ 14,650.00					\$ 14,650.00
Williams	McGregor Dam Vault Toilet	04-29-21	\$ 17,500.00					\$ 17,500.00
Williams	Confluence Ramp	04-29-21	\$ 4,750.00					\$ 4,750.00
Williams	Coyote Clay Target League Range	03-30-22		\$ 55,872.00				\$ 55,872.00
Williams	Wildrose Community Garden	03-30-22		\$ 1,000.00				\$ 1,000.00
TOTALS			\$1,136,910.00	\$434,731.00	\$88,892.15	\$135,461.69	(\$2,034.63)	\$ 1,345,252.53

GARRISON DIVERSION CONSERVANCY DISTRICT WATER ASSISTANCE GRANT PROGRAM OUTSTANDING PROJECTS June 1, 2021 to May 31, 2022									
COUNTY	Sponsor	PROJECT	GRANT APPROVAL DATE	OUTSTANDING PROJECTS	PROJECTS APPROVED 2022	EXPENDITURES 1-1-22 to 05-31-22	AMOUNTS RETURNED TO PROGRAM	BALANCE REMAINING 05-31-22	
Bottineau	USWD	Sponsel, Orvil & Shannon	05-18-22		3,989.00			\$ 3,989.00	
Bureigh	SCRWD	Bloom, Jenny	04-07-22			\$ 7,474.00	\$ 7,474.00	\$ -	
Eddy	CPWD	Rue, Dylan	06-01-21	\$ 3,800.00				\$ 3,800.00	
Foster	GRWD	Theis, Riley	04-07-22		\$ 10,000.00			\$ 10,000.00	
LaMoure	SRWD	Azzone, Tyler	05-18-22		\$ 4,450.00			\$ 4,450.00	
LaMoure	SRWD	Bolme Tyler	05-18-22		\$ 5,830.00			\$ 5,830.00	
Nelson	TCRWD	Reinhart, Marlin	08-11-21	\$ 10,000.00				\$ 10,000.00	
Ramsey	GRWD	Myklebust, Lee	08-26-21	\$ 10,000.00				\$ 10,000.00	
Ramsey	GRWD	Wakefield, Bill	04-07-22		\$ 10,000.00			\$ 10,000.00	
Ramsey	GRWD	Klemetsrud, Scott	05-18-22		\$ 1,650.00			\$ 1,650.00	
Ramsey	GRWD	Samuelson Welding	05-18-22		\$ 1,550.00			\$ 1,550.00	
Renville	USWD	Frame, Jane	05-18-22		\$ 6,550.00			\$ 6,550.00	
Richland	SEWUD	Andvik, Bruce & April	08-11-21	\$ 10,000.00				\$ 10,000.00	
Stutsman	SRWD	Agri Partners ND, LLC	06-01-21	\$ 10,000.00		\$ 10,000.00		\$ -	
Stutsman	SRWD	Carlson, Layne	06-01-21	\$ 9,000.00				\$ 9,000.00	
Stutsman	SRWD	Carlson, Ryan	06-01-21	\$ 9,000.00				\$ 9,000.00	
Stutsman	SRWD	Christenson, Gordon	06-01-21	\$ 1,500.00				\$ 1,500.00	
Stutsman	SRWD	Dunwoody, Clint	06-01-21	\$ 10,000.00				\$ 10,000.00	
Stutsman	SRWD	Sabinash, Mike	06-01-21	\$ 10,000.00				\$ 10,000.00	
Stutsman	SRWD	Reich, Becky	08-11-21	\$ 4,500.00				\$ 4,500.00	
Stutsman	SRWD	Martin, Renae	05-18-22		\$ 350.00			\$ 350.00	
Stutsman	SRWD	Gielser Ryan & Megan	05-18-22		\$ 2,280.00			\$ 2,280.00	
Stutsman	SRWD	Gillespie, Cheryl	05-18-22		\$ 2,280.00			\$ 2,280.00	
Stutsman	SRWD	Kolbo, Larry & Margo	05-18-22		\$ 2,280.00			\$ 2,280.00	
Stutsman	SRWD	Schauer, Breann & Mathew	05-18-22		\$ 750.00			\$ 750.00	
Stutsman	SRWD	Park Board East Boat Wash	05-18-22		\$ 4,400.00			\$ 4,400.00	
Stutsman	SRWD	Park Board West Boat Wash	05-18-22		\$ 800.00			\$ 800.00	
Stutsman	SRWD	The Meadows RV Park	05-18-22		\$ 1,250.00			\$ 1,250.00	
Stutsman	SRWD	VanRay, Troy	05-18-22		\$ 7,000.00			\$ 7,000.00	
Stutsman	SRWD	Wahl, John	05-18-22		\$ 1,630.00			\$ 1,630.00	
TOTALS					\$87,800.00	74,513.00	17,474.00	-	144,839.00

GARRISON DIVERSION CONSERVANCY DISTRICT						
Tax Collections Statement						
For the Five Months Ending May 31, 2022						
County	2022 Tax Levy Budget	2022 Tax Collections	Balance of Tax Levy Budget	2022 State Aid Budget	2022 State Aid	Balance State Aid Budget
Barnes	\$76,000	\$81,834	(\$5,834)	\$5,000	\$2,140	\$2,860
Benson	31,000	33,530	(2,530)	4,000	1,648	2,352
Bottineau	56,000	59,402	(3,402)	3,000	1,757	1,243
Burleigh	471,000	522,437	(51,437)	36,000	12,390	23,610
Cass	861,000	948,947	(87,947)	55,000	24,286	30,714
Dickey	39,000	43,246	(4,246)	4,000	1,695	2,305
Eddy	14,000	14,900	(900)	2,000	936	1,064
Foster	25,000	27,846	(2,846)	6,000	2,772	3,228
Grand Forks	285,000	299,934	(14,934)	10,000	4,930	5,070
Griggs	19,000	20,635	(1,635)	2,000	953	1,047
LaMoure	38,000	42,985	(4,985)	4,000	1,741	2,259
McHenry	44,000	49,157	(5,157)	2,000	1,084	916
McKenzie	330,000	352,857	(22,857)	27,000	13,650	13,350
McLean	73,000	80,480	(7,480)	8,000	3,368	4,632
Nelson	23,000	25,349	(2,349)	2,000	896	1,104
Pierce	30,000	31,584	(1,584)	3,000	1,258	1,742
Ramsey	54,000	60,657	(6,657)	5,000	2,333	2,667
Ransom	35,000	38,117	(3,117)	-	-	-
Renville	22,000	23,285	(1,285)	3,000	1,131	1,869
Richland	91,000	101,114	(10,114)	-	-	-
Sargeant	34,000	37,012	(3,012)	3,000	1,201	1,799
Sheridan	14,000	15,705	(1,705)	4,000	1,670	2,330
Steele	27,000	29,656	(2,656)	2,000	828	1,172
Stutsman	116,000	125,941	(9,941)	8,000	3,456	4,544
Traill	52,000	56,392	(4,392)	3,000	1,238	1,762
Ward	298,000	314,776	(16,776)	18,000	8,504	9,496
Wells	38,000	42,684	(4,684)	3,000	1,390	1,610
Williams	364,000	387,801	(23,801)	8,000	3,845	4,155
Totals	\$ 3,560,000	\$ 3,868,263	\$ (308,263)	\$ 230,000	101,100	\$ 128,900

**GARRISON DIVERSION CONSERVANCY DISTRICT
BUDGET OF REVENUES AND EXPENDITURES Rv1
January 1, 2022 to December 31, 2022**

	General Fund	Operations & Maintenance Fund	Municipal, Rural, and Industrial Fund	Red River Valley Water Supply Project	Irrigation Fund	Total
REVENUES:						
Irrigation Admin	\$ 950					\$ 950
Project Income						\$ -
Lease Income						\$ -
Miscellaneous Income	\$ 1,050					\$ 1,050
Interest Income	\$ 34,000		\$ 25		\$ 145	\$ 34,170
Tax Levy/State Aid	\$ 3,790,000					\$ 3,790,000
O&M Non-project Income		\$ 146,000				\$ 146,000
Contract Revenue	\$ 44,000	\$ 6,811,171	\$ 15,198,810	\$ 25,400,000	\$ 939,655	\$ 48,393,636
Total Revenues	\$ 3,870,000	\$ 6,957,171	\$ 15,198,835	\$ 25,400,000	\$ 939,800	\$ 52,365,806
EXPENDITURES:						
Directors Expense	\$ 270,000					\$ 270,000
Employee Expenses	\$ 1,341,000	\$ 2,332,366	\$ 73,000	\$ -		\$ 3,746,366
Administrative Expenses	\$ 218,500	\$ 109,000	\$ 103,835			\$ 431,335
Public Education	\$ 162,840					\$ 162,840
Professional Services	\$ 869,000	\$ 1,676,225		\$ 400,000		\$ 2,945,225
Irrigation Development	\$ 294,200					\$ 294,200
Recreation Matching	\$ 535,000					\$ 535,000
Water Assistance Grant	\$ 300,000					\$ 300,000
Irrigation Districts Expenses	\$ 2,000					\$ 2,000
Maintenance & Repairs	\$ 75,000	\$ 1,467,240			\$ 432,800	\$ 1,975,040
Capital Purchases	\$ 351,000	\$ 400,000		\$ 25,000,000	\$ 290,000	\$ 26,041,000
MR&I Project Expenditures			\$ 15,000,000			\$ 15,000,000
Debt Service Payments					\$ 172,000	\$ 172,000
Interest on Debt Service					\$ 45,000	\$ 45,000
Total Expenditures	\$ 4,418,540	\$ 5,984,831	\$ 15,176,835	\$ 25,400,000	\$ 939,800	\$ 51,920,006
Revenues Over (Under) Expenditures*	\$ (548,540)	\$ 972,340	\$ 22,000	\$ -	\$ -	\$ 445,800
Transfers In (Out)	\$ 994,340	\$ (972,340)	\$ (22,000)	\$ -	\$ -	\$ -
Net Change in Fund Balance	\$ 445,800	\$ -	\$ -	\$ -	\$ -	\$ 445,800

**GARRISON DIVERSION CONSERVANCY DISTRICT
BUDGET OF REVENUES AND EXPENDITURES Rv1
January 1, 2022 to December 31, 2022**

	2021 Budget	Revision	Revised 2021 Budget
REVENUES:			
Irrigation Admin	\$ 950		\$ 950
Project Income	\$ -		\$ -
Lease Income	\$ -		\$ -
Miscellaneous Income	\$ 1,050		\$ 1,050
Interest Income	\$ 34,170		\$ 34,170
Tax Levy	\$ 3,560,000		\$ 3,560,000
State Aid Distribution	\$ 230,000		\$ 230,000
O&M Non-project Income	\$ 146,000		\$ 146,000
Contract Revenue-General Fund	\$ 44,000		\$ 44,000
Contract Revenue-O&M	\$ 5,414,946	\$ 1,396,225	\$ 6,811,171
Contract Revenue-MR&I	\$ 15,198,810		\$ 15,198,810
Contract Revenue-RRVWSP	\$ 25,400,000		\$ 25,400,000
Contract Revenue-Irrigation	\$ 649,655	\$ 290,000	\$ 939,655
Total Revenues	\$ 50,679,581	\$ 1,686,225	\$ 52,365,806

GARRISON DIVERSION CONSERVANCY DISTRICT
2022 BUDGET EXPENDITURES Rv1
January 1, 2022 to December 31, 2022

	Budget 2022	Revision	Revised Budget 2022
Directors Expense			
Directors Per Diem	\$130,000		\$130,000
Directors Exp	\$140,000		\$140,000
Total Directors Expense	\$270,000	\$0	\$270,000
Employee Expense			
Employee Salaries	\$822,000		\$822,000
General Managers Expense	\$35,000		\$35,000
Travel	\$61,000	\$0	\$61,000
Administrative Officer	\$25,000		\$25,000
District Engineer	\$10,000		\$10,000
Engineer	\$5,000		\$5,000
Communications Director	\$6,000		\$6,000
Emp Exp Other	\$15,000		\$15,000
Professional Development	\$17,000	\$0	\$17,000
Employee Training	\$15,000		\$15,000
Wellness Program	\$2,000		\$2,000
Benefits	\$406,000	\$0	\$406,000
GDCD FICA	\$72,000		\$72,000
Retirement	\$117,000		\$117,000
Hospital & Life Insurance	\$177,000		\$177,000
Unemployment Comp	\$1,000		\$1,000
Vision / Dental	\$14,000		\$14,000
Workforce Safety Insurance	\$1,000		\$1,000
Long Term Disability Ins	\$9,000		\$9,000
Vacation/Sick Leave Liability	\$15,000		\$15,000
Total Employee Expense	\$1,341,000	\$0	\$1,341,000
Administration			
Postage	\$7,000		\$7,000
Communications	\$31,000		\$31,000
Utilities	\$31,000		\$31,000
Meetings & Events	\$10,000		\$10,000
Subscriptions	\$6,000		\$6,000
Miscellaneous	\$6,000		\$6,000
Data Processing	\$20,000		\$20,000
Employee Recruiting	\$5,000		\$5,000
Supplies	\$18,000		\$18,000
Small Office Equipment	\$20,000		\$20,000
Dues	\$15,000		\$15,000
Insurance	\$13,000		\$13,000
Annual Independent Audit	\$36,500		\$36,500
Total Administration	\$218,500	\$0	\$218,500
Public Education			
GDCD Tours	\$10,000		\$10,000
ND Water Users	\$20,000		\$20,000
ND Water Coalition	\$14,000		\$14,000
ND Water Magazine	\$18,000		\$18,000
Missouri River Joint Board	\$15,000	\$55,840	\$70,840
Conferences/Sponsorships	\$20,000		\$20,000
Miscellaneous	\$10,000		\$10,000
Total Public Education	\$107,000	\$55,840	\$162,840

GARRISON DIVERSION CONSERVANCY DISTRICT
2022 BUDGET EXPENDITURES Rv1
 January 1, 2022 to December 31, 2022

	Budget 2022	Revision	Revised Budget 2022
Professional Services			
Communications	\$160,000		\$160,000
Engineering	\$125,000		\$125,000
RRVWSP Development	\$324,000		\$324,000
Technical Support for LAWA	\$15,000		\$15,000
Engineering	\$100,000		\$100,000
Legal	\$133,000		\$133,000
Financial	\$10,000		\$10,000
Consultants	\$50,000		\$50,000
Meeting, Misc. Exp	\$16,000		\$16,000
Prof Services Other	\$45,000		\$45,000
Legal Services	\$215,000		\$215,000
Total Professional Services	\$869,000	\$0	\$869,000
Irrigation Development			
ND Irrigation Association	\$50,000		\$50,000
NDSU Oakes Irrigation Site	\$167,875	\$34,700	\$202,575
Bob Titus Lease	\$16,625		\$16,625
Irrigation Development	\$25,000		\$25,000
Total Irrigation Development	\$259,500	\$34,700	\$294,200
Recreation			
Recreation Matching	\$525,000		\$525,000
DWRA Recreation Program	\$10,000		\$10,000
Total Recreation	\$535,000	\$0	\$535,000
Water Assistance			
Water Assistance Grant	\$300,000		\$300,000
Irrigation District Expense			
Irrigation District Expenses	\$2,000		\$2,000
OTA Title Transfer	\$0	\$0	\$0
Technical Support	\$0		\$0
Legal	\$0		\$0
Total Irrigation District Expense	\$2,000	\$0	\$2,000
Maintenance & Repair			
Equipment Maintenance	\$25,000	(\$10,000)	\$15,000
Small Yard Equipment Purchases	\$5,000		\$5,000
Land & Bldg Maintenance	\$30,000	\$10,000	\$40,000
Auto Expense	\$15,000		\$15,000
Total Maintenance & Repair	\$75,000	\$0	\$75,000
Capital Purchases			
Office Equip & Furniture	\$20,000	\$176,000	\$196,000
Yard Equipment	\$20,000		\$20,000
Vehicle	\$40,000	\$30,000	\$70,000
Land & Buildings	\$15,000	\$50,000	\$65,000
Total Capital Purchases	\$95,000	\$256,000	\$351,000
General Fund Subtotal	\$4,072,000	\$346,540	\$4,418,540

**GARRISON DIVERSION CONSERVANCY DISTRICT
2022 BUDGET EXPENDITURES Rv1
January 1, 2022 to December 31, 2022**

	Budget 2022	Revision	Revised Budget 2022
Irrigation Fund			
McClusky Canal Irrigation	\$432,800	\$290,000	\$722,800
Construction	\$0	\$290,000	\$290,000
Operations	\$432,800		\$432,800
Debt Payments	\$217,000	\$0	\$217,000
Principal	\$172,000		\$172,000
Interest	\$45,000		\$45,000
Total Irrigation Fund	\$649,800	\$290,000	\$939,800
GDU O & M			
Salaries & Benefits	\$2,247,266	\$0	\$2,247,266
Salaries	\$1,446,050		\$1,446,050
Benefits	\$801,217		\$801,217
Travel	\$17,115		\$17,115
Training	\$9,000		\$9,000
Utilities	\$87,000		\$87,000
Contracted Services (Eng / Survey)	\$280,000	\$1,396,225	\$1,676,225
Supplies	\$652,000		\$652,000
Equipment Purchases	\$385,000		\$385,000
Small Equipment Purchases	\$15,000		\$15,000
Equipment Rental	\$112,000		\$112,000
Equipment Maintenance	\$286,240		\$286,240
Safety	\$58,985		\$58,985
Miscellaneous	\$22,000		\$22,000
Materials	\$417,000		\$417,000
Total GDU O & M	\$4,588,606	\$1,396,225	\$5,984,831
MR&I Fund			
Salaries & Benefits	\$73,000		\$73,000
State Administration	\$103,835		\$103,835
MR&I Project Expenditures	\$15,000,000		\$15,000,000
Total MR&I Fund	\$15,176,835	\$0	\$15,176,835
RRV Water Supply Project			
ROW	\$1,000,000		\$1,000,000
Construction	\$24,000,000		\$24,000,000
Salaries & Benefits	\$0		\$0
Financing/Legal/Administration	\$400,000		\$400,000
Total RRVWSP	\$25,400,000	\$0	\$25,400,000
TOTAL ALL FUNDS	\$49,887,241	\$2,032,765	\$51,920,006



**RRVWSP Work Plan Update
June 2, 2022**

CONSTRUCTION

Wet Well Construction Contract 1

The last finish grade pour (approximately 1.5' thick) completed on August 30 was deemed defective. The final floor heaved due to poor water pressure, and two secants continue to leak small amounts of water. We are currently working with the contractors to remedy the issues. Grout void space below the existing 1' reinforced concrete slab and secant repair will be removed from this contract and added to Contract 2 through Work Change Directive No.1. This will allow Contract 2 to continue without delay in schedule.

Pump truck moving concrete to the bottom for the second pour



Pipeline Construction

Contract 5A

All pipe and trenchless work have been installed to date (5,950' total distance). The pipeline walk through was completed and approved. Fifty percent of the final restoration has been completed. Final restoration is delayed due to wet conditions.

To date, \$7,697,689.95 has been paid on the original contract amount of \$8,366,201.00.

Contract 5B

Soils training was held May 26 with contractor, subcontractors, owner and consultants. Contractor delivered construction management office trailer. Topsoil removal is scheduled for June 13. Pipe deliveries are scheduled for June 15, with installation starting in July.



Discharge Structure Construction

The contractor has reached substantial completion and is installing railing and grates this week. To date, \$1,362,147.25 has been paid on the original contract amount of \$1,516,955.00.


Heavy rainfall created some erosion, which will need repair.



Missouri River Intake Tunnel and Screen Final Design Contract 2

As the apparent low bidder at \$18,896,900, Michels was issued notice of award on June 9, 2021. Michels has completed the road work, temporary bridge and coffer dam. The seal plug was poured. All pipe has been delivered, including the micro tunneling boring machine. It is anticipated tunneling will begin early July 2022. To date, \$8,248,160.93 has been paid on the original contract amount of \$18,896,000.00.

Three claims have been submitted by the contractor 1) differing site conditions on the coffer dam, 2) differing site conditions for the tunnel and 3) delays due to permit 33 requirements. We are working to resolve the issues.



DESIGN

Pipeline segments 5C (8 miles), 5D (10 miles) and 6 (25 miles) are currently under design. Plans and specifications have been submitted for review.

**Red River Valley Water Supply Project
Planning Level Budget**

May 31, 2022	Percent Complete	Current Estimate	Actual Expenses	Outstanding Expenses
Conceptual Design Subtotal		\$ 5,302,130	\$ 5,302,130	\$ -
Preliminary Design Subtotal		\$ 10,217,606	\$ 10,217,606	\$ -
Final Design Completed Subtotal		\$ 10,198,949	\$ 10,198,949	\$ -
Financial, Administration, Legal, Completed		\$ 1,397,474	\$ 1,397,474	\$ -
Land Acquisition Completed		\$ 1,593,004	\$ 1,593,004	\$ -
Subtotal Completed		\$ 28,709,162	\$ 28,709,162	\$ -
Financial Modeling/Cost Allocation	90%	\$ 1,521,047	\$ 1,365,222	\$ 155,825
Program Management Information System	59%	\$ 113,100	\$ 66,966	\$ 46,134
Stakeholder Support	58%	\$ 398,830	\$ 230,992	\$ 167,838
Subtotal	82%	\$ 2,032,977	\$ 1,663,179	\$ 369,798
Engineering/Land Acquisitions				
Missouri River Intake - Screen Structure Design	72%	\$ 1,884,000	\$ 1,358,159	\$ 525,841
Operational Plan Phase 1	72%	\$ 106,000	\$ 75,832	\$ 30,168
Operational Plan Phase 2	14%	\$ 290,584	\$ 39,372	\$ 251,212
Land Acquisition 2019/2021	53%	\$ 650,000	\$ 345,909	\$ 304,091
2019 to 2021 Biennium Program Management Services	95%	\$ 166,191	\$ 157,577	\$ 8,614
Project Planning, Finance, Admin, etc.	26%	\$ 433,809	\$ 112,343	\$ 321,466
Final Design Transmission Pipeline - 5b	87%	\$ 545,000	\$ 473,191	\$ 71,809
Final Design Transmission Pipeline - 5c & 5d	21%	\$ 970,000	\$ 201,640	\$ 768,360
Final Design Transmission Pipeline - 6	15%	\$ 4,000,000	\$ 608,711	\$ 3,391,289
Acquire Easements	7%	\$ 2,919,000	\$ 213,603	\$ 2,705,397
Admin/Finance/Legal	1%	\$ 2,400,000	\$ 32,127	\$ 2,367,873
ENDAWS-Local Portion	0%	\$ 309,750	\$ -	\$ 309,750
<i>Undesignated Savings</i>	<i>Upcoming</i>	\$ 261,017	\$ -	\$ 261,017
Engineering & Land Acquisition Subtotal		\$ 14,935,351	\$ 3,618,463	\$ 11,316,888
Construction				
Pipeline 5A & Trenchless	85%	\$ 10,157,651	\$ 8,611,635	\$ 1,546,016
Construction Contract	92%	\$ 8,366,201	\$ 7,697,690	\$ 668,511
Bidding Services	87%	\$ 86,685	\$ 75,621	\$ 11,064
Construction Phase Services	97%	\$ 868,145	\$ 838,324	\$ 29,821
<i>Contingency</i>	<i>if needed</i>	\$ 836,620	\$ -	\$ 836,620
Discharge Structure	68%	\$ 2,449,799	\$ 1,676,901	\$ 772,898
Construction Contract	97%	\$ 1,516,955	\$ 1,476,884	\$ 40,071
Bidding Services	72%	\$ 56,799	\$ 40,737	\$ 16,062
Construction Phase Services	83%	\$ 193,000	\$ 159,280	\$ 33,720
<i>Contingency</i>	<i>if needed</i>	\$ 683,045	\$ -	\$ 683,045
Missouri River Intake Wetwell	81%	\$ 6,148,227	\$ 4,994,661	\$ 1,153,566
Construction Contract	89%	\$ 4,989,406	\$ 4,455,949	\$ 533,457
Bidding Services	64%	\$ 56,881	\$ 36,662	\$ 20,219
Construction Phase Services	82%	\$ 612,000	\$ 502,050	\$ 109,950
<i>Contingency</i>	<i>if needed</i>	\$ 489,940	\$ -	\$ 489,940
Missouri River Intake Screen Structure & Tunnel	39%	\$ 23,000,000	\$ 8,996,138	\$ 14,003,862
Construction Contract	44%	\$ 18,896,900	\$ 8,248,161	\$ 10,648,739
Construction Phase Services	33%	\$ 2,260,000	\$ 747,976	\$ 1,512,024
<i>Contingency</i>	<i>if needed</i>	\$ 1,843,100	\$ -	\$ 1,843,100
Pipeline 5B	0%	\$ 51,600,000	\$ 1,982	\$ 51,598,018
Construction Contract	0%	\$ 45,961,700	\$ -	\$ 45,961,700
Construction Phase Services	0%	\$ 4,486,000	\$ 1,982	\$ 4,484,018
<i>Contingency</i>	<i>if needed</i>	\$ 1,152,300	\$ -	\$ 1,152,300
Construction Subtotal	26%	\$ 93,355,677	\$ 24,281,316	\$ 69,074,361
Total Program Budget	42%	\$ 139,033,167	\$ 58,272,121	\$ 80,761,046

GARRISON DIVERSION CONSERVANCY DISTRICT						
MR&I Project Construction Report						
May 31, 2022						
Project	Current Funding			2022		
	Federal		Prior	MR&I Fund		Federal
	MR&I Funding	MR&I Fund Expenditures	MR&I Fund Expenditures	MR&I Fund Expenditures	Total Expenditures	MR&I Funding Remaining
McLean-Sheridan BB Expansion*	\$ 735,000.00	\$ 724,007.31	\$ 724,007.31	\$ -	\$ 724,007.31	\$ 10,992.69
South Central RWD-Logan Booster Station	\$ 495,000.00	\$ 423,955.67	\$ 423,955.67	\$ 71,044.33	\$ 495,000.00	\$ -
Glenburn Water Storage*	\$ 1,137,750.00	\$ 1,106,184.73	\$ 1,106,184.73	\$ -	\$ 1,106,184.73	\$ 31,565.27
ENDAWS	\$ 650,000.00	\$ -	\$ -	\$ -	\$ -	\$ 650,000.00
NAWS-Biota Treatment Plant	\$ 34,161,169.00	\$ 12,827,056.53	\$ 12,827,056.53	\$ 6,079,254.40	\$ 18,906,310.93	\$ 15,254,858.07
Biota WTP Ultra Violet Reactor	\$ 707,125.00	\$ 70,712.00	\$ 70,712.00	\$ -	\$ 70,712.00	\$ 636,413.00
Biota WTP Dissolved Air Flotation Equip	\$ 1,843,870.00	\$ 80,500.00	\$ 80,500.00	\$ -	\$ 80,500.00	\$ 1,763,370.00
NAWS-Westhope All Seasons III	\$ 4,186,000.00	\$ 3,415,729.46	\$ 3,415,729.46	\$ -	\$ 3,415,729.46	\$ 770,270.54
NAWS-Glenburn to Renville	\$ 3,058,343.00	\$ 2,689,518.18	\$ 2,689,518.18	\$ -	\$ 2,689,518.18	\$ 368,824.82
NAWS-Westhope to Souris River	\$ 3,514,026.00	\$ 3,198,560.91	\$ 3,198,560.91	\$ -	\$ 3,198,560.91	\$ 315,465.09
NAWS-Souris Corner to Bottineau	\$ 3,000,000.00	\$ 2,149,126.97	\$ 2,149,126.97	\$ 681,401.99	\$ 2,830,528.96	\$ 169,471.04
New England Water Tower *	\$ 1,493,863.30	\$ 1,468,213.68	\$ 1,468,213.68	\$ -	\$ 1,468,213.68	\$ 25,649.62
Northeast Regional Water	\$ 9,355,000.00	\$ 8,395,369.10	\$ 8,395,369.10	\$ -	\$ 8,395,369.10	\$ 959,630.90
Totals	\$ 64,337,146.30	\$ 52,243,520.54	\$ 52,243,520.54	\$ 6,831,700.72	\$ 43,380,635.26	\$ 20,956,511.04

\$68,207.58 to be re-allocated for projects completed in 2021 with remaining funding. *

MUNICIPAL, RURAL AND INDUSTRIAL WATER SUPPLY PROGRAM

BY EMAIL

May 13, 2022

Mr. Alan Walter, Chairman
Garrison Diversion Conservancy District
PO Box 140
Carrington, ND 58421-0140

RE: Federal MR&I Water Supply Program Five-Year Plan FY2022-2026 Update

Dear Alan:

The attached Garrison Diversion Unit State Municipal, Rural, and Industrial Water Supply (MR&I) Program Five-Year Plan for fiscal years 2022 to 2026 is used to address project funding, variations in federal appropriations, and is submitted to the Bureau of Reclamation for their use in estimating the State's capacity to expend funding. Please note, at the request of the Bureau of Reclamation, the project cost schedules have been accelerated to four years within the five-year plan.

The Northwest Area Water Supply (NAWS) Project is projected to receive the majority of the MR&I Program funding in the Five-Year Plan, involving the Biota Water Treatment Plant Phase I, Biota Water Treatment Plant Phase II, and Minot Water Treatment Plant Phase III (see attached map). The Department of Water Resources and Water Commission members will continue to work with the Garrison Diversion Conservancy District regarding MR&I Program allocations from the federal government to address funding for the Eastern North Dakota Alternative Water Supply Project, as outlined in the Five-Year Plan.

The attached plan has a projected total cost of \$186.4 million with estimates for each year of the plan. The federal obligation would be \$155.7 million, based on 100 percent federal funding on the Biota Water Treatment Plant, 65 percent federal on the Minot Water Treatment Plant, and 75 percent federal on the Eastern North Dakota Alternative Water Supply Project.

The Bureau reviewed MR&I funding through FY2021 and determined the MR&I federal authorization balance is \$76 million. This leaves a future federal obligation of \$79.7 million over the Five-Year Plan. Federal funds are indexed each year to allow for ordinary fluctuations of construction costs incurred after the date of enactment of the Dakota Water Resources Act of 2000. The actual federal funding is dependent on annual Congressional appropriations.

This request was presented to the State Water Commission at their May 12, 2022 pre-commission meeting, with consideration for final approval at their June 7, 2022 meeting.

Sincerely,



Andrea Travnicek, Ph.D.
Secretary

AT:JM:237-03 / 237-04NAWS / 1912
Attachment



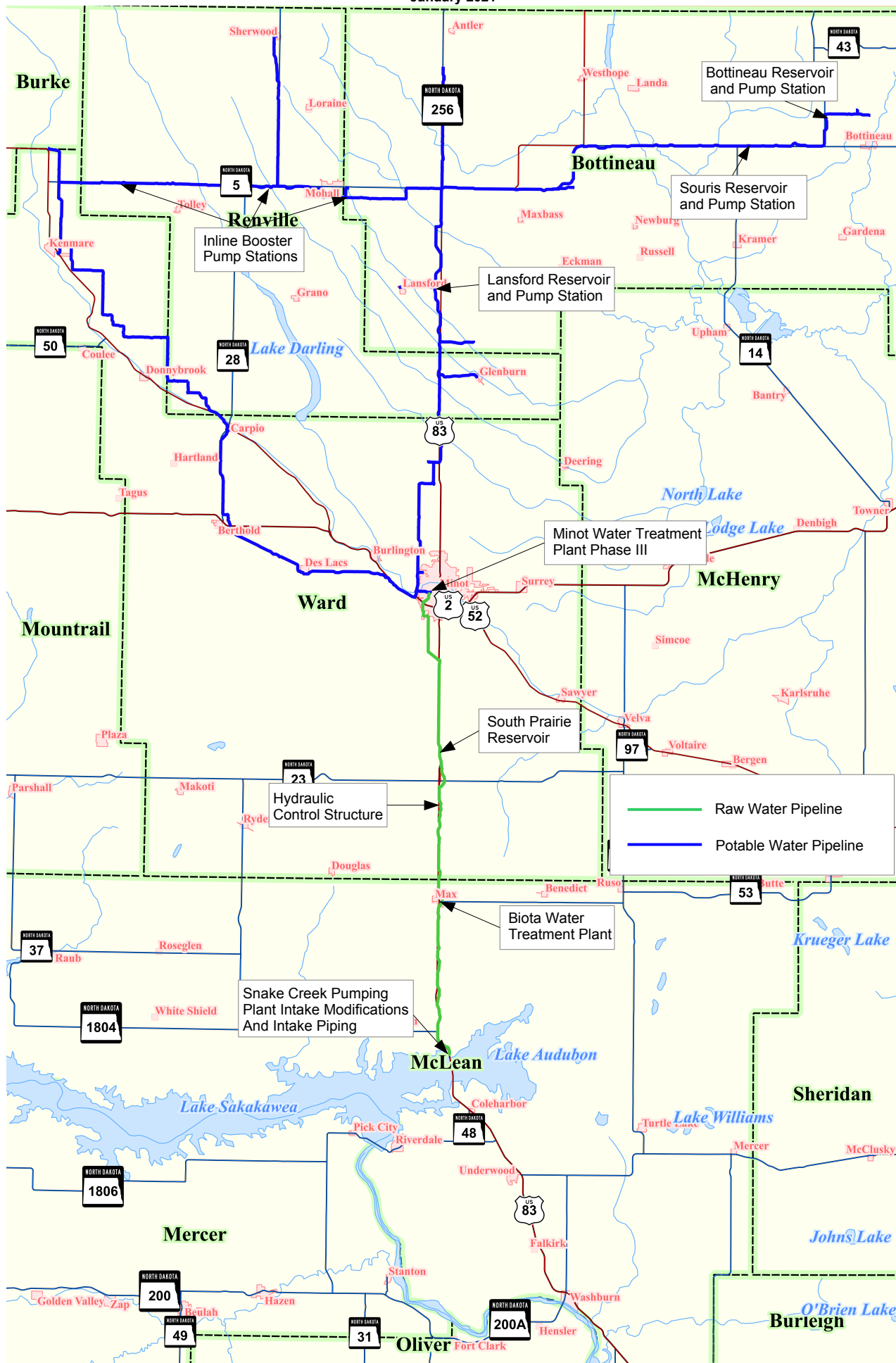
May 4, 2022

DRAFT
Garrison Diversion Unit
State Municipal, Rural, and Industrial Water Supply Program
Five Year Plan FY2022 - FY2026
Cooperative Agreement No. R17AC00049

Project	Total Costs			FY 2022			FY 2023			FY 2024		
	Non Federal Share*	Federal Share	Project Total	Non Federal Share*	Federal Share	Project Total	Non Federal Share*	Federal Share	Project Total	Non Federal Share*	Federal Share	Project Total
NAWS Biota WTP and Pump Station Phase I Construction (7-2A/4-1A)	0	27,700,000	27,700,000	0	27,700,000	27,700,000	0	0	0	0	0	0
NAWS Minot WTP Phase III Design (7-1C)	753,850	1,400,000	2,153,850	753,850	1,400,000	2,153,850	0	0	0	0	0	0
NAWS Minot WTP Phase III Construction (7-1C)	8,130,770	15,100,000	23,230,770	8,130,770	15,100,000	23,230,770	0	0	0	0	0	0
NAWS Bottineau Reservoir and Pump Station Construction (5-4A)	2,808,400	5,215,600	8,024,000	0	0	0	0	0	0	2,808,400	5,215,600	8,024,000
NAWS Sours Reservoir and Pump Station Construction (5-4B)	1,974,540	3,667,000	5,641,540	0	0	0	0	0	0	1,974,540	3,667,000	5,641,540
NAWS Biota WTP and Pump Station Phase II Design (7-2B/4-2B)	0	2,400,000	2,400,000	0	2,400,000	2,400,000	0	0	0	0	0	0
NAWS Biota WTP and Pump Station Phase II Construction (7-2B/4-2B)	0	25,000,000	25,000,000	0	0	0	0	11,891,910	11,891,910	0	13,108,090	13,108,090
NAWS Inline Booster Pump Stations Design (4-2D)	84,000	156,000	240,000	0	0	0	0	0	0	0	0	0
NAWS Inline Booster Pump Stations Construction (4-2D)	626,500	1,163,500	1,790,000	0	0	0	0	0	0	0	0	0
Eastern North Dakota Alternate Water Supply (ENDAWS)	16,271,085	48,813,245	65,084,330	573,333	1,720,000	2,293,333	471,664	1,415,000	1,886,664	6,634,126	19,902,360	26,536,486
NAWS Biota WTP and Pump Station Phase III Design (7-2C/4-1C)	0	2,100,000	2,100,000	0	0	0	0	0	0	0	0	0
NAWS Biota WTP and Pump Station Phase III Construction (7-2C/4-1C)	0	19,400,000	19,400,000	0	0	0	0	0	0	0	0	0
SWPP Supplemental Raw Water Intake Construction (1-2A)	TBD	TBD	TBD	0	0	0	0	0	0	0	0	0
Administration (BOR / GDCCD / DWR)	117,093	3,536,643	3,653,736	22,500	680,000	702,500	22,950	693,090	716,040	23,411	706,950	730,361
Total	\$30,766,238	\$155,651,988	\$186,418,226	\$9,480,453	\$49,000,000	\$58,480,453	\$494,614	\$14,000,000	\$14,494,614	\$11,440,477	\$42,600,000	\$54,040,477

Project	FY 2025			FY 2026			Grant %
	Non Federal Share*	Federal Share	Project Total	Non Federal Share*	Federal Share	Project Total	
NAWS Biota WTP and Pump Station Phase I Construction (7-2A/4-1A)	0	0	0	0	0	0	100%
NAWS Minot WTP Phase III Design (7-1C)	0	0	0	0	0	0	65%
NAWS Minot WTP Phase III Construction (7-1C)	0	0	0	0	0	0	65%
NAWS Bottineau Reservoir and Pump Station Construction (5-4A)	0	0	0	0	0	0	65%
NAWS Sours Reservoir and Pump Station Construction (5-4B)	0	0	0	0	0	0	65%
NAWS Biota WTP and Pump Station Phase II Design (7-2B/4-2B)	0	0	0	0	0	0	100%
NAWS Biota WTP and Pump Station Phase II Construction (7-2B/4-2B)	0	0	0	0	0	0	100%
NAWS Inline Booster Pump Stations Design (4-2D)	84,000	156,000	240,000	0	0	0	65%
NAWS Inline Booster Pump Stations Construction (4-2D)	626,500	1,163,500	1,790,000	0	0	0	65%
Eastern North Dakota Alternate Water Supply (ENDAWS)	8,591,962	25,775,885	34,367,847	0	0	0	75%
NAWS Biota WTP and Pump Station Phase III Design (7-2C/4-1C)	0	2,100,000	2,100,000	0	0	0	100%
NAWS Biota WTP and Pump Station Phase III Construction (7-2C/4-1C)	0	19,400,000	19,400,000	0	0	0	100%
SWPP Supplemental Raw Water Intake Construction (1-2A)	0	0	0	0	0	0	100%
Administration (BOR / GDCCD / DWR)	23,877	721,091	744,968	24,355	735,513	759,867	100/10/0/75%
Total	\$9,326,339	\$49,316,476	\$58,642,815	\$24,355	\$735,513	\$759,867	

*The non-federal share may be Department of Water Resources, City of Minot, Garrison Diversion Conservancy District or line of credit. Costs associated with Biota Water Treatment Plant are anticipated to be reimbursed by the federal government.



MUNICIPAL, RURAL AND INDUSTRIAL WATER SUPPLY PROGRAM

BY EMAIL

May 13, 2022

Mr. Alan Walter, Chairman
Garrison Diversion Conservancy District
PO Box 140
Carrington, ND 58421-0140

RE: Federal MR&I Program – Northwest Area Water Supply – FY2022

Dear Alan:

This request is to allocate \$46.6 million of the estimated \$49 million of FY2022 federal Municipal, Rural, and Industrial Water Supply (MR&I) Program funding to the Northwest Area Water Supply (NAWS) Project. The remaining appropriation of \$2.4 million would be \$0.68 million for state MR&I program administration and \$1.72 million for continuing work on the Eastern North Dakota Alternative Water Supply Project. A State Municipal, Rural, and Industrial Water Supply Program FY2022 Federal Funding Summary is attached.

The Biota Water Treatment Facility was determined to be 100 percent federal funding responsibility. The FY2022 funds of \$27.7 million are sufficient to cover the remaining federal balance for construction of the Biota Water Treatment Facility Phase I (Contract 7-2A/4-1A) near the City of Max with a completion date of June 30, 2024. There is another \$2.4 million for design of the Biota Water Treatment Facility Phase II (Contract 7-2B).

There is funding for design and construction of the Minot Water Treatment Facility Phase III (Contract 7-1C). The total estimated cost is \$25.2 million, with project funding split between a 65% federal share of \$16.4 million, and a 35% local share of \$8.8 million, being paid by Minot.

This request was presented to the State Water Commission at their May 12, 2022 pre-commission meeting, with consideration for final approval at their June 7, 2022 meeting.

I recommend the Garrison Diversion Conservancy District approve the Northwest Area Water Supply Project for additional federal funding of \$46,600,000. This approval is contingent on available funding, that the project follows Federal MR&I program requirements, and delegates to the Secretary the ability to move funds between project elements to facilitate efficient project completion.

Sincerely,



Andrea Travnicek, Ph.D.
Secretary

AT:JM:/0237-03 / 0237-04



Water Commission | 900 East Boulevard Ave | Bismarck, ND 58505 | 701.328.4989 | DWR.nd.gov

Garrison Diversion Conservancy District | PO Box 140 | Carrington, ND 58421 | 701.652.3194 | garrisondiversion.org

mri@gdcd.org

Northwest Area Water Supply Project
Project Features - Estimates to Complete
3/5/2021 (Updated 04/26/22)

Contract	Description	Opinion of Probable Project Cost (Total)					
		Total	Minot Share	State/Fed share	Federal Eligible Cost	Federal Appropriation	State Share
7-1B	Phase II Minot WTP	\$ 30,052,136	\$ 10,518,248	\$ 19,533,888	\$ 19,533,888	\$ 13,682,033	\$ 5,851,855
7-1B CMS	Phase II Minot WTP	\$ 3,114,480	\$ 1,090,068	\$ 2,024,412	\$ 2,024,412	\$ 1,177,803	\$ 846,609
Easements/land	Remaining easements/land acquisition	\$ 150,000	\$ 52,500	\$ 97,500	\$ -	\$ -	\$ 97,500
2-3C CMS	Glenburn to Renville Corner Segment Construction Management Services	\$ 408,058	\$ 142,820	\$ 265,238	\$ 265,238		\$ 265,238
2-3C	Glenburn to Renville Corner Segment	\$ 4,080,582	\$ 1,428,204	\$ 2,652,378	\$ 2,652,378	\$ 3,058,343	\$ -
2-4A	Westhope and All Seasons System III Segment	\$ 4,579,231	\$ 1,602,731	\$ 2,976,500	\$ 2,976,500	\$ 2,976,500	\$ -
2-4A CMS	Westhope and All Seasons System III Segment	\$ 509,200	\$ 178,220	\$ 330,980	\$ 330,980	\$ 63,526	\$ -
SA No. 80	Raw water line condition assessment	\$ 687,049	\$ 240,467	\$ 446,582	\$ 446,582	\$ -	\$ 446,582
SA No. 80 CMS	Raw water line condition assessment	\$ 132,200	\$ 46,270	\$ 85,930	\$ 85,930	\$ -	\$ 85,930
2-4B Design	Westhope to Souris Corner Segment	\$ 257,000	\$ 89,950	\$ 167,050	\$ 167,050		\$ 167,050
2-4B CMS	Westhope to Souris Corner Segment	\$ 524,000	\$ 183,400	\$ 340,600	\$ 340,600		\$ 340,600
2-4B	Westhope to Souris Corner Segment	\$ 4,274,261	\$ 1,495,991	\$ 2,778,269	\$ 2,456,519	\$ 4,660,000	\$ 321,750
4-3A/5-3A Design	Lansford Reservoir/BPS Design	\$ 1,505,000	\$ 526,750	\$ 978,250	\$ 978,250	\$ -	\$ 978,250
4-3A/5-3A CMS	Lansford Reservoir/BPS Construction Management Services	\$ 928,288	\$ 324,901	\$ 603,387	\$ 603,387	\$ -	\$ 603,387
4-3A/5-3A	Lansford Reservoir/BPS	\$ 9,757,534	\$ 3,415,137	\$ 6,342,397	\$ 6,342,397	\$ -	\$ 6,342,397
2-4C Design	Souris Corner to Bottineau and ASWU System I Segment	\$ 257,000	\$ 89,950	\$ 167,050	\$ 167,050	\$ -	\$ 167,050
2-4C CMS	Souris Corner to Bottineau and ASWU System I Segment	\$ 541,477	\$ 189,517	\$ 351,960	\$ 351,960	\$ -	\$ 351,960
2-4C	Souris Corner to Bottineau and ASWU System I Segment	\$ 5,557,007	\$ 1,944,952	\$ 3,612,054	\$ 3,612,054	\$ 3,000,000	\$ 612,054
5-4A/B design	Bottineau/ASWUD Pumps and Storage design	\$ 732,000	\$ 256,200	\$ 475,800	\$ 475,800	\$ -	\$ 475,800
7-2A/4-1A Design	Biota WTP and Pump Station Phase I Design	\$ 4,917,164	\$ -	\$ 4,917,164	\$ 4,917,164	\$ 4,917,164	\$ -
7-2A/4-1A CMS	Biota WTP and Pump Station Phase I Construction Management Services	\$ 3,650,000	\$ -	\$ 3,650,000	\$ 3,650,000	\$ 3,650,000	\$ -
7-2A/4-1A	Biota WTP and Pump Station Phase I	\$ 55,234,532	\$ -	\$ 55,234,532	\$ 55,234,532	\$ 28,145,001 \$ 27,700,000	\$ (610,469)
6-1A Design	Snake Creek Pumping Facility Retrofit	\$ 3,642,190	\$ 1,274,767	\$ 2,367,424	\$ 2,367,424		\$ 2,367,424
5-1 Design	South Prairie Reservoir and hydraulic control structure design	\$ 780,000	\$ 273,000	\$ 507,000	\$ 507,000	\$ -	\$ 507,000
7-1C Design	Minot WTF Phase III Improvements Design	\$ 2,060,000	\$ -	\$ 2,060,000	\$ 1,339,000	\$ 1,400,000	\$ 2,060,000
7-1C	Minot WTF Phase III Improvements	\$ 21,000,000	\$ -	\$ 21,000,000	\$ 13,650,000	\$ 13,600,000	\$ 21,000,000
7-1C CMS	Minot WTF Phase III Improvements CMS	\$ 2,134,899	\$ -	\$ 2,134,899	\$ 1,387,685	\$ 1,400,000	\$ 2,134,899
7-2B Design	Second phase of the Biota Water Treatment	\$ 2,422,883	\$ -	\$ 2,422,883	\$ 2,422,883	\$ 2,500,000	\$ 2,422,883
Totals		\$ 163,888,168	\$ 25,364,042	\$ 138,524,127	\$ 129,286,662	\$ 111,930,369	\$ 47,835,749

Potable Distribution System Related
Raw Water Supply System Related
Treatment related
Approved Funding
Request Reallocation Federal
Request Approval

	Contracts	Reallocate
	\$ -	\$ -
Reprogram	\$ -	\$ -
	\$ -	\$ -

\$ 65,330,369	
\$ 46,600,000	FY2022
\$ -	Reprogram Other MR&I
\$ 46,600,000	Request

\$ 49,000,000 MR&I Authorization

MUNICIPAL, RURAL AND INDUSTRIAL WATER SUPPLY PROGRAM

May 13, 2022

Mr. Alan Walter, Chairman
Garrison Diversion Conservancy District
PO Box 140
Carrington, ND 58421-0140

RE: Federal MR&I Program – Eastern North Dakota Alternate Water Supply – FY2022

Dear Alan:

Garrison Diversion Conservancy District (District) is requesting \$1,720,000 from FY2022 Federal Municipal, Rural, and Industrial Water Supply (MR&I) Program funding to conduct additional engineering design and right of way acquisition on the Eastern North Dakota Alternative Water Supply (ENDAWS) Project. The overall MR&I FY2022 budget is \$49,000,000, with \$46,600,000 being recommended for the Northwest Area Water Supply Project.

In January 2019, the District requested the Bureau of Reclamation (Bureau) to consider ENDAWS and evaluate up to 165 cubic feet per second of water from the McClusky Canal to serve as an alternate water supply for the Red River Valley Water Supply Project. In September 2019, the Bureau began the Environmental Impact Statement (EIS) process for ENDAWS. The Bureau completed an EIS in November 2020, and a record of decision was signed January 15, 2021.

Attached are tables with a MR&I funding summary, schedule, and an ENDAWS MR&I funding summary. This request was presented to the State Water Commission at their May 12, 2022 pre-Commission meeting, with consideration for final approval at their June 7, 2022 meeting.

I recommend the Garrison Diversion Conservancy District approve additional funding of \$1,720,000 at 75 percent, resulting in total Federal MR&I Program funds of \$3,600,000, with \$1,230,000 funded at 100%, and \$2,370,000 funded at 75%, to the Garrison Diversion Conservancy District for the Eastern North Dakota Alternate Water Supply Project. This approval is contingent on available funding, that the project following Federal MR&I Program requirements, and delegates to the Secretary the ability to move funds between project elements to facilitate efficient project completion.

Sincerely,



Andrea Travnicek, Ph.D.
Secretary

AT:JM:/237-3,1912



Water Commission | 900 East Boulevard Ave | Bismarck, ND 58505 | 701.328.4989 | DWR.nd.gov

Garrison Diversion Conservancy District | PO Box 140 | Carrington, ND 58421 | 701.652.3194 | garrisondiversion.org

mri@gdcd.org

Walter Letter – Federal MR&I Program – Eastern North Dakota Alternate Water Supply – FY2022
Page 2
May 13, 2022

MR&I Program Funding Summary

Federal MR&I FY2021	\$49,000,000
Northwest Area Water Supply	\$46,600,000
ENDAWS Request	\$1,720,000
MR&I Program Administration	\$680,000
MR&I Balance	\$0

Schedule

Task	Dates
Study	Dec. 2020
Design	Start Dec. 2021 End Dec. 2022
Bid	Funding Dependent
Construction	Funding Dependent
Complete	Funding Dependent

ENDAWS MR&I Funding Summary

	Preconstruction	Construction	Total	Cost-Share Approved	Recommend
EIS Engineering	\$885,000		\$885,000	\$885,000 2/13/2020	
AIS Engineering	\$345,000		\$345,000	\$345,000 4/09/2020	
Total Cost	\$1,230,000				
Cost-Share 100%	\$1,230,000		\$1,230,000	\$1,230,000	

Pipeline 30% Design	\$866,666		\$866,666	\$650,000 12/10/2021	
Pipeline 30% Design Right of Way	\$2,293,334		\$2,293,334	\$0	
Total Cost	\$3,160,000			\$3,160,000	
Cost-Share 75%	\$2,370,000		\$2,370,000	\$650,000	\$1,720,000

Project Cost Total	\$4,390,000		\$4,390,000		
Cost-Share Total	\$3,600,000		\$3,600,000	\$1,880,000	\$1,720,000

ENDAWS 2022-2023 Work Plan

	Phase 1	Phase 2	Total
Preliminary Design - TO 5280	\$ 867,000	\$ 372,000	\$ 1,239,000
Right of Way Acquisition:			
Land Agents	\$ -	\$ 207,000	\$ 207,000
Certificates of Survey	\$ -	\$ 361,000	\$ 361,000
GIS/WMX services	\$ -	\$ 159,000	\$ 159,000
Legal	\$ -	\$ 270,000	\$ 270,000
Easements	\$ -	\$ 921,000	\$ 921,000
Total Right of Way Acquisition	\$ -	\$ 1,918,000	\$ 1,918,000
Total 2022-2023 Work Plan	\$ 867,000	\$ 2,290,000	\$ 3,157,000
<i>MR&I Cost-share: 75%</i>	\$ 650,250	\$ 1,717,500	\$ 2,367,750
<i>Local Cost-share: 25%</i>	\$ 216,750	\$ 572,500	\$ 789,250

Phase 1 funding approval December 2021

Phase 2 funding approval upcoming

Bureau of Reclamation Activities

Garrison Diversion Executive Board of Directors Meeting
June 9, 2022

Municipal, Rural, and Industrial Program

Rural Water Budgets:

Rural Water Budgets	Enacted FY 2021	Requested FY 2022
GDU	35.746	20.398
State	19.925	11.657
Tribe	15.821	8.741
Lewis & Clark	17.500	9.220
Fort Peck	30.731	17.191
Rocky Boys	23.984	13.504
E NM	14.850	7.790
Total	122.811	68.103

State Municipal Rural and Industrial Program

Northwest Area Water Supply (NAWS)

Construction activities are nearing completion for Contract 7-1B (Minot Water Treatment Plant Improvements) and construction is substantially complete on the distribution pipeline Contract 2-4C. Construction is ongoing for the Lansford Reservoir and Pump Station (Contract 4-3A/5-3A) and Contract 7-2A Biota Water Treatment Plant.

Design efforts of the Snake Creek Intake Modifications (Contract 6-1A) are ongoing. The 95% plans were provided for Reclamation review and Reclamation responded with comments. Consultants are working to finalize to 100%. The project is two phases based on U. S. Army Corps of Engineers 408 permitting requirements. One phase will include the work that requires a Corps permit and the other phase will include the tasks that do not require a permit. Reclamation is awaiting the updated plans for review. Reclamation and the North Dakota Department of Water Resources are working on a Facility Use Agreement which will allow the NAWS project to use this facility. A meeting was held in March to discuss the proposed Facility Use Agreement with the State reviewing the latest draft.

Reclamation has reviewed the 90% design Plans and Specs for the Bottineau (BPS) and Reservoir (Contract 5-4A/B) and provided comments.

Bids were opened for the South Prairie Reservoir and Hydraulic Control Structure (Contract 5-1A/B) in mid-November. The bids have been reviewed and the North Dakota Department of Water Resources and Garrison have concurred with the award of two contracts to complete the project. One contract is for the combined General, Mechanical and Electrical construction and the second contract is for reservoir construction. Project was awarded with the Pre-Construction taking place in March, with construction beginning as soon as weather allows.

Reclamation hosted a virtual meeting of the NAWS Adaptive Management Team on March 8 to discuss comments received on the draft Adaptive Management Plan. Reclamation is considering the comments received and will provide responses to comments/revised plan which will be shared with the team members.

Eastern North Dakota Alternate Water Supply

Reclamation has met with Garrison staff and consultants to discuss next steps in moving this project forward with project design to ensure compliance with National Environmental Policy Act (NEPA) commitments. Additional coordination will continue as needed throughout this fiscal year.

Southwest Pipeline Project

Contract 1-2A, Supplementary Raw Water Intake - The State Water Contractors (SWC) has received a permit from the U.S. Army Corps of Engineers for the abandonment and backfilling of the 2nd microtunnel boring machine (MTBM), Geotechnical work, and work within the existing Caisson. This work has been completed. Contractor began mobilizing to Beulah Bay the end of April, putting together the barge sections and equipment for work at Renner Bay. Reclamation participates in bi-weekly coordination calls on this project with the sponsor, U.S. Army Corps of Engineers, and others.

Construction is substantially complete on the Dodge and Richardton Pump Stations (Contracts 4-1E & 4-2B) and the Residual Handling Facility (Contract 3-2E).

Cooperative Agreement

Reclamation and Garrison Diversion's working relationship for the State Municipal, Rural, and Industrial (MR&I) Program is defined by the terms of a Cooperative Agreement (R17AC00049). Fourteen modifications have been completed for this agreement for the purposes of adding construction projects, engineering projects, and/or obligating funds to the agreement.

The period of performance of the agreement is to September 30, 2022. Dakotas Area Office has learned that the existing cooperative agreement can be extended rather than entering into a new cooperative agreement. Reclamation is working with Garrison and the Department of Water Resources staff to identify State MR&I activities and administrative costs planned for FY2022 thru FY2026 and other documentation needed to modify this agreement to include additional administrative costs, construction projects and obligate FY22 funding (appropriations and BIL funding).

Indian MR&I Program

Standing Rock MR&I System

The Tribe has awarded the Standing Rock Water Treatment Plant Membrane Equipment Procurement project to WesTech Engineering, Inc., from Salt Lake City, Utah, in the amount of \$1,033,556.51. These ceramic membranes will be used to increase the water treatment capacity of the Standing Rock Water Treatment Plant from 3 MGD to 5 MGD. Bartlett & West is the engineer for this project. Change Order No. 1 has been processed, upgrading clean in place (CIP) and backwash pumps and increased the contract by \$117,391.78 for a total contract price of \$1,150,948.29. Bartlett & West has designed and prepared plans and specifications for the installation of the procured membranes. The installation contract was bid on February 11, 2021, with no bidders. The Installation contract was readvertised with a bid opening of March 16, 2021. The Installation Contract received three bids with the low bid coming from American General Contractors, Inc. of Valley City, North Dakota in the amount of \$2,021,350.87. Notice to Proceed was issued August 5, 2021. The Substantial Completion Date is March 31, 2022. Due to several of the construction supplies having long lead times, the Substantial Completion date will not be met. The ceramic membranes were delivered to the Standing Rock Water Treatment Plant on November 16, 2021.

The demolition of the Fort Yates Water Treatment Plant and intake was advertised on October 29, 2021, with a bid opening held on November 30, 2021. There was one bid received in the amount of \$2,961,634.91 from Wagner Construction. This bid is \$1,471,928.36 below the Technical Service Center engineer's estimate of \$4,433,563.27. Wagner construction is currently in the process of submitting the submittals required by the contract specifications. The work includes the demolition of the Water Treatment Plant and associated features, the demolition of the intake site, and the reclamation of the lagoons and ponds. These features have been decommissioned from the Standing Rock Rural Water System and no longer serve a purpose. The Technical Service Center completed the 100% plans and specifications, and Bartlett & West will be administering the contract. The award of the Fort Yates Demolition project to Wagner Construction was approved at the February Tribal Council meeting and contract documents have been executed. A pre-construction conference was held March 30, 2022.

I.H.S. held a bid opening for Phase II of the Fort Yates Main Replacement project on April 20, 2021. Two bids were received with the low bid being received from Elite Construction in the amount of \$887,960. Contract SR2021-CW-1 is generally described as follows: construction of approximately 4,700 feet of 6-inch and 4-inch PVC pipe and 960 feet of 2-inch and 1-inch high density polyethylene (HDPE) service lines in the community of Fort Yates, North Dakota. The current pipe system consisting of 8, 6, and 4-inch water main pipe will be abandoned in place. The project also includes installation of gate valves, fire hydrants, corporation stops, curb stops, concrete driveway and sidewalk replacement, asphalt restoration, and curb and gutter replacement. The notice to proceed was issued on July 14, 2021, with construction beginning on July 19, 2021. The final completion date will be approximately November 1, 2022. Elite Construction has started up construction and are on track to be finished prior to the final completion date.

Spirit Lake MR&I System

Preliminary design and right-of-way acquisitions continued on several projects including: Fort Totten Community Upgrades, Tokio Service Area, Service to Warwick School, and Warwick Service Area.

Fort Totten Community Upgrades' design has been completed by I.H.S. Easements have been signed and awaiting the Grant of Right of Way from Bureau of Indian Affairs (BIA). The Hazardous Materials survey was completed by Bureau of Reclamation in June and the Archaeology review was completed in July.

Reclamation staff has continued to work with the Tribe's operators to help resolve operation and maintenance issues with the B6 Booster Station, the St. Michael control vault, and the Water Treatment Plant.

Fort Berthold Rural Water System (FBRWS)

Reclamation paused work on the categorical exclusion checklist (CEC) for the construction of a road to the South Mandaree Intake site due to not having an environmental and cultural report to work from. Work will resume on the CECs after a consultant conducts a class III survey-inventory. The Tribe anticipates asking Reclamation to get U.S. Army Corps of Engineers permits for several other new raw water intakes sites, to be installed in the areas of Twin Buttes, Parshall, and Little Shell. The exact locations for those new intakes have yet to be determined.

Meetings continue to be periodically held with Bureau of Indian Affairs (BIA) regarding the lack of recorded FBRWS easements in BIA's TAAMS database. BIA has made significant progress in recording past Superintendent-signed but unrecorded easements. BIA agreed to have their surveyors prepare the maps of definite location, and associated narratives for those maps, for areas that have Superintendent-signed but unrecorded easements.

FBRW advertised the System Improvement-Subsequent User contract this spring and got two bidders. Coordination continues with Indian Health Service (IHS) to get Tribal members connected, where possible, to further the Tribes' remaining construction ceiling dollars. FBRW obtained IHS concurrence have the IHS mega-contractor install connections for non-tribal members, pasture taps, and line extensions, knowing that FBRW would cover those costs.

Turtle Mountain Rural Water System

Contract 3-2 Membrane Treatment Improvements - The membrane treatment project will address the formation of disinfection by-products caused by an organic component in the source ground water. Project re-advertised in September 2019, with two responsible bidders submitting bids, with apparent low bidder being approximately \$1 million over. Consultant negotiated with low bidder, and project was awarded in July 2020. Construction began fall 2020 with the project completion scheduled in 2022.

Contract 2-4 Thorne Reservoir and Booster Station – This project includes the construction of a 500,000-gallon raw water reservoir and booster pumping station, which will help to meet pressure and quantity demands on the system and will increase the efficiencies of the well field pumps. This project was advertised spring 2020, with all bids being \$3 million plus above engineer’s estimate. Consultant amended the Plans & Specs, and re-advertised fall 2020. Negotiations with contractor took place with the project being awarded spring 2021. Construction has begun with the foundation and walls of pump station being completed. Interior work continued through the winter with excavation of reservoir taking place in spring.

Contract 1-10 Highway 43 Corridor Phase 3 – This project continues to add main line and service connections along Highway 43 west of the Lake Upsilon area (Phase 2). This project will complete a loop in the system to ensure reliable service to the community. Design is complete. This project has been reduced in priority and put on hold until additional funds can be secured. Turtle Mountain is working with Rollet County as a project sponsor to secure North Dakota state grant funding.

Contract AB-17-J18 Reservoir A Replacement – Will replace two existing water tanks with a one-million-gallon composite water storage tank. Bids were opened September 9, 2020. All bids were \$2 million over engineer estimate, so contract was not awarded. Negotiations with the Contractor took place and project was awarded spring 2021. Construction has begun with substantial completion scheduled for Summer 2022.

Contract 4-2 Belcourt Sewer and Water phase 4 – This project will replace aging existing water and sewer lines within Belcourt. Design at approximately 90%.

Contract GP-20-J85 San Haven Water Main Replacement – Replacement of water main in the vicinity of San Haven. The 75% design plans were delivered to Reclamation for review, and comments were provided.

Trenton Indian Service Area

The Hilltop Water and Sewer Replacement and Pressure Reducing Valve (PRV) Vault project was awarded to Teraflex Group, LLC for \$495,835 and construction work was started summer 2018. The project installed 2539 LF of water line and will replace the existing Booster Station B with a PRV to connect to the existing Western Area Water Supply mainline. User agreement with Western Area Water Supply is still being negotiated, with work on the PRV to be completed when agreement is finalized.

Principal Supply Works

Repayment Contract

Reclamation continues to collaborate with Garrison Diversion on the exact pricing of the capital repayment of the Garrison Diversion Unit Project. Reclamation continues to work with Garrison Diversion on an amendment to include the 145 cubic feet per second for Eastern ND Alternate Water Supply (ENDAWS) and the reformulated irrigation components into a repayment contract.

Snake Creek Pumping Plant (SCPP)

Reclamation continues discussion with the Corps of Engineers on the Snake Creek embankment foundation concerns. Reclamation has signed to be a cooperating agency with the Corps of Engineers in preparing their Dam Safety Modification Study and National Environmental Policy Act (NEPA) review. Reclamation and Garrison Diversion are preparing a feasibility design and cost estimate to provide water to Snake Creek Pumping Plant and the McClusky Canal in times when the Audubon Reservoir restriction is implemented.

McClusky and New Rockford Canals

Reclamation and Garrison Diversion staff conducted the annual joint inspection in August 2021. Inspection of the New Rockford shop yard identified an area of petroleum-based product contamination. On March 28, 2022, Northland Environmental finalized the Phase I site assessment report. Reclamation will continue to work with Garrison Diversion to complete the Phase II portion of the process.

Irrigation**Jamestown Dam**

Significant rainfall events in the past month have filled Jamestown Dam's joint-use pool and is currently 32% full (60,000 acre-feet) into the flood control pool. Dickey-Sargent Irrigation District's 4,000 acre-feet of storage has been considered refilled. Reclamation awarded Contract No. 140R6021C0013, Jamestown Dam Stilling Basin Concrete Floor Repairs, to Engineering & Construction Innovations, Inc. out of Minnesota in the amount of \$765,450. This work is anticipated in late summer-fall of 2022.

Turtle Lake and McClusky Canal Irrigation Areas

The total acres irrigated from the McClusky Canal is 7,312 acres. Reclamation resent water service contract amendment #10, to increase the 2022 irrigated acres by 360 acres to a total of 7,672. Reclamation completed National Environmental Policy Act (NEPA) and cultural resource reviews on Garrison Diversion's MM7.4R, 9.0R and 9.5L proposed irrigations projects.

Standing Rock Irrigation Project

The Tribe has been approved to use construction funds to replace the buried power lines at the Fort Yates Unit and inspect and rehabilitation of the cathodic protection of Eagle Unit pipeline. Higher than expected bids kept the Tribe from awarding the contract. The Tribe is working to get the powerline rebid after making a number of changes to their specifications based on discussions with numerous prospective bidders. Reclamation is also working with Tribe to schedule a Closed Circuit Television (CCTV) or Light Detection inspection of the Eagle Unit pipe. This inspection with the Tribe and their irrigator is to develop a long-term plan that addresses the future of their three irrigation units. This plan will then be used to explore the availability of funds to complete their efforts.

Recreation Development

A new 3-year contract is currently underway for the McLean County Sheriff's Department for the 2022 season. Bureau of Reclamation and Bureau of Land Management (BLM) recently signed an Interagency Law Enforcement Agreement to have a Law Enforcement Officer on site during the 4th of July and Labor Day. An officer will not be provided on Memorial Day due to lack of staffing. Chuck Huston, a BLM officer contracted with Reclamation was on site on May 24 and reviewed the area with Reclamation staff.

Garrison Diversion Conservancy District (GDCCD) removed a fallen tree from New Johns Lake on May 24. Traffic counters were installed the week of May 23 at specific sites around the lakes. No camp host has been hired to date for the 2022 recreation season. A press release stating Reclamation rules and regulations will be released in the next two weeks. GDCCD relocated four concrete picnic tables from North Dakota Game and Fish (NDGF) lands to the Chain of Lakes. They also picked up four shelters to be placed at Chain of Lakes this summer, locations to be determined (TBD). Reclamation and the Garrison Diversion are planning to purchase a storage shed for East Park Lake this spring.

North Dakota Natural Resources Trust

FY22 money to be determined.

Wildlife Program

Lonetree

The FY22 National Environmental Policy Act (NEPA) Workplan has been completed and signed. A new 5-year agreement is being drafted a year early for Lonetree. This will adjust the agreement to fall in line with the yearly budget for Lonetree.

Audubon

Memorandum of Agreement (MOA) is currently under review by Garrison Diversion Conservancy District, dirt tour is scheduled for Lonetree Wildlife Management Area (WMA).

Arrowwood

The electric fish barrier was started on March 23, 2022. Water was flowing over the spillway section of the fish barrier road. The fish barrier road and the bypass channel road surfaces will likely need repairs this fall as a result of Jamestown Reservoir's flood control operations this spring.

Scattered Tracts

Semi-annual meeting was conducted over Microsoft Teams on March 8, 2022. A meeting was conducted between Reclamation and Garrison Diversion discussing the 1986 U.S. Fish and Wildlife Service Memorandum of Agreement (MOA) modification to reduce payments to U.S. Fish and Wildlife Service. Garrison Diversion will get comments to Reclamation for review.